

County of Wexford,
Michigan



Year Ended
December 31, 2024

Financial
Statements and
Single Audit Act
Compliance

Rehmann

This page intentionally left blank.

COUNTY OF WEXFORD, MICHIGAN

Table of Contents

	<u>Page</u>
Independent Auditors' Report	1
Management's Discussion and Analysis	5
Basic Financial Statements	
Government-wide Financial Statements:	
Statement of Net Position	19
Statement of Activities	20
Fund Financial Statements:	
Balance Sheet – Governmental Funds	22
Reconciliation of Fund Balances for Governmental Funds to Net Position of Governmental Activities	25
Statement of Revenues, Expenditures and Changes in Fund Balances – Governmental Funds	26
Reconciliation of Net Change in Fund Balances of Governmental Funds to Change in Net Position of Governmental Activities	29
Statement of Revenues, Expenditures and Changes in Fund Balance – Budget and Actual:	
General Fund	30
Public Safety Special Revenue Fund	31
Community Development Block Grant Special Revenue Fund	32
Opioid Settlement Special Revenue Fund	33
Commission on Aging Special Revenue Fund	34
Statement of Net Position – Proprietary Funds	36
Statement of Revenues, Expenses and Changes in Fund Net Position – Proprietary Funds	38
Statement of Cash Flows – Proprietary Funds	40
Statement of Fiduciary Net Position – Fiduciary Funds	44
Statement of Changes in Fiduciary Net Position – Fiduciary Funds	45
Combining Statement of Net Position – Discretely Presented Component Units	46
Combining Statement of Activities – Discretely Presented Component Units	47
Notes to Financial Statements	49
Required Supplementary Information	
MERS Agent Multiple-Employer Defined Benefit Pension Plan – Primary Government:	
Schedule of Changes in the County's Net Pension Liability and Related Ratios	82
Schedule of Contributions	84
Notes to Required Supplementary Information	85
Combining and Individual Fund Financial Statements and Schedules	
General Fund:	
Detailed Schedule of Revenues, Expenditures and Changes in Fund Balance – Budget and Actual	88

COUNTY OF WEXFORD, MICHIGAN

Table of Contents

	<u>Page</u>
Combining and Individual Fund Financial Statements and Schedules (Concluded)	
Nonmajor Governmental Funds:	
Combining Balance Sheet	92
Combining Statement of Revenues, Expenditures and Changes in Fund Balances	96
Nonmajor Enterprise Funds:	
Combining Statement of Net Position	100
Combining Statement of Revenues, Expenses and Changes in Fund Net Position	102
Combining Statement of Cash Flows	104
Custodial Funds:	
Combining Statement of Fiduciary Net Position	108
Combining Statement of Changes in Fiduciary Net Position	109
Single Audit Act Compliance	
Independent Auditors' Report on the Schedule of Expenditures of Federal Awards Required by the Uniform Guidance	113
Schedule of Expenditures of Federal Awards	114
Notes to Schedule of Expenditures of Federal Awards	115
Independent Auditors' Report on Internal Control over Financial Reporting and on Compliance and Other Matters Based on an Audit of Financial Statements Performed in Accordance with <i>Government Auditing Standards</i>	117
Independent Auditors' Report on Compliance for the Major Federal Program and on Internal Control Over Compliance Required by the Uniform Guidance	119
Schedule of Findings and Questioned Costs	122
Summary Schedule of Prior Audit Findings	125



INDEPENDENT AUDITORS' REPORT

June 25, 2025

Honorable Members of the
Board of Commissioners
County of Wexford, Michigan
Cadillac, Michigan

Report on the Audit of the Financial Statements

Opinions

We have audited the financial statements of the governmental activities, the business-type activities, the aggregate discretely presented component units, each major fund, and the aggregate remaining fund information of the **County of Wexford, Michigan** (the "County"), as of and for the year ended December 31, 2024, and the related notes to the financial statements, which collectively comprise the County's basic financial statements as listed in the table of contents.

In our opinion, based on our audit and the reports of the other auditors, the accompanying financial statements referred to above present fairly, in all material respects, the respective financial position of the governmental activities, the business-type activities, the aggregate discretely presented component units, each major fund, and the aggregate remaining fund information of the County, as of December 31, 2024, and the respective changes in financial position and, where applicable, cash flows thereof, and the respective budgetary comparisons for the general fund and each major special revenue fund for the year then ended in accordance with accounting principles generally accepted in the United States of America.

We did not audit the financial statements of the Cadillac-Wexford Transit Authority, Wexford County Airport Authority, Cadillac-Wexford Public Library or Wexford County Road Commission discretely presented component units, which collectively represent 100 percent of the total assets and deferred outflows of resources, net position and revenues of the discretely presented component units. Those statements were audited by other auditors whose reports thereon have been furnished to us, and our opinion, insofar as it relates to the amounts included for the discretely presented component units, is based solely on the reports of the other auditors.



Basis for Opinions

We conducted our audit in accordance with auditing standards generally accepted in the United States of America (GAAS) and the standards applicable to financial audits contained in *Government Auditing Standards*, issued by the Comptroller General of the United States. Our responsibilities under those standards are further described in the Independent Auditors' Responsibilities for the Audit of the Financial Statements section of our report. We are required to be independent of the County and to meet our other ethical responsibilities, in accordance with the relevant ethical requirements relating to our audit. We believe that the audit evidence we have obtained is sufficient and appropriate to provide a basis for our audit opinions. The financial statements of the Wexford County Road Commission were not audited in accordance with *Government Auditing Standards*.

Responsibilities of Management for the Financial Statements

Management is responsible for the preparation and fair presentation of the financial statements in accordance with accounting principles generally accepted in the United States of America, and for the design, implementation, and maintenance of internal control relevant to the preparation and fair presentation of financial statements that are free from material misstatement, whether due to fraud or error.

In preparing the financial statements, management is required to evaluate whether there are conditions or events, considered in the aggregate, that raise substantial doubt about the County's ability to continue as a going concern for twelve months beyond the financial statement date, including any currently known information that may raise substantial doubt shortly thereafter.

Independent Auditors' Responsibilities for the Audit of the Financial Statements

Our objectives are to obtain reasonable assurance about whether the financial statements as a whole are free from material misstatement, whether due to fraud or error, and to issue an auditors' report that includes our opinions. Reasonable assurance is a high level of assurance but is not absolute assurance and therefore is not a guarantee that an audit conducted in accordance with GAAS and *Government Auditing Standards* will always detect a material misstatement when it exists. The risk of not detecting a material misstatement resulting from fraud is higher than for one resulting from error, as fraud may involve collusion, forgery, intentional omissions, misrepresentations, or the override of internal control.

Misstatements are considered material if there is a substantial likelihood that, individually or in the aggregate, they would influence the judgment made by a reasonable user based on the financial statements.

In performing an audit in accordance with GAAS and *Government Auditing Standards*, we:

- exercise professional judgment and maintain professional skepticism throughout the audit.
- identify and assess the risks of material misstatement of the financial statements, whether due to fraud or error, and design and perform audit procedures responsive to those risks. Such procedures include examining, on a test basis, evidence regarding the amounts and disclosures in the financial statements.

- obtain an understanding of internal control relevant to the audit in order to design audit procedures that are appropriate in the circumstances, but not for the purpose of expressing an opinion on the effectiveness of the County's internal control. Accordingly, no such opinion is expressed.
- evaluate the appropriateness of accounting policies used and the reasonableness of significant accounting estimates made by management, as well as evaluate the overall presentation of the financial statements.
- conclude whether, in our judgment, there are conditions or events, considered in the aggregate, that raise substantial doubt about the County's ability to continue as a going concern for a reasonable period of time.

We are required to communicate with those charged with governance regarding, among other matters, the planned scope and timing of the audit, significant audit findings, and certain internal control–related matters that we identified during the audit.

Required Supplementary Information

Accounting principles generally accepted in the United States of America require that the Management's Discussion and Analysis and the schedules for the pension plan, as listed in the table of contents, be presented to supplement the basic financial statements. Such information is the responsibility of management and, although not a part of the basic financial statements, is required by the Governmental Accounting Standards Board who considers it to be an essential part of financial reporting for placing the basic financial statements in an appropriate operational, economic, or historical context. We have applied certain limited procedures to the required supplementary information in accordance with auditing standards generally accepted in the United States of America, which consisted of inquiries of management about the methods of preparing the information and comparing the information for consistency with management's responses to our inquiries, the basic financial statements, and other knowledge we obtained during our audit of the basic financial statements. We do not express an opinion or provide any assurance on the information because the limited procedures do not provide us with sufficient evidence to express an opinion or provide any assurance.

Supplementary Information

Our audit was conducted for the purpose of forming opinions on the financial statements that collectively comprise the County's basic financial statements. The combining and individual fund financial statements and schedules are presented for purposes of additional analysis and are not a required part of the basic financial statements. Such information is the responsibility of management and were derived from and relate directly to the underlying accounting and other records used to prepare the basic financial statements. The information has been subjected to the auditing procedures applied in the audit of the basic financial statements and certain additional procedures, including comparing and reconciling such information directly to the underlying accounting and other records used to prepare the basic financial statements or to the basic financial statements themselves, and other additional procedures in accordance with auditing standards generally accepted in the United States of America. In our opinion, the combining and individual fund financial statements and schedules are fairly stated, in all material respects, in relation to the basic financial statements as a whole.

Other Reporting Required by *Government Auditing Standards*

In accordance with *Government Auditing Standards*, we have also issued our report dated June 25, 2025, on our consideration of the County's internal control over financial reporting and on our tests of its compliance with certain provisions of laws, regulations, contracts, and grant agreements and other matters. The purpose of that report is solely to describe the scope of our testing of internal control over financial reporting and compliance and the results of that testing, and not to provide an opinion on the effectiveness of the County's internal control over financial reporting or on compliance. That report is an integral part of an audit performed in accordance with *Government Auditing Standards* in considering the County's internal control over financial reporting and compliance.

Rehmann Lobson LLC

MANAGEMENT'S DISCUSSION AND ANALYSIS

COUNTY OF WEXFORD, MICHIGAN

Management's Discussion and Analysis

As management of the County of Wexford, Michigan (the "County"), we offer readers of the County's financial statements this narrative overview and analysis of the financial activities of the County for the fiscal year ended December 31, 2024.

Financial Highlights

- The assets and deferred outflows of the County exceeded its liabilities and deferred inflows of resources at the close of the most recent fiscal year by \$32,053,684 (net position). Of this amount, \$13,382,833 (unrestricted net position) may be used to meet the government's ongoing obligations to citizens and creditors. The government's total net position increased by \$3,253,285.
- As of the close of the current fiscal year, the County's governmental funds reported combined ending fund balances of \$18,845,982, an increase of \$5,084,956 in comparison with the prior year. Approximately 85.0 percent of this total amount, or \$16,026,352, represents unassigned fund balance of the General Fund. The unassigned fund balance of the General Fund was 96.2 percent of total General Fund expenditures.

Overview of the Financial Statements

This discussion and analysis is intended to serve as an introduction to the County's basic financial statements. The County's basic financial statements comprise three components: 1) government-wide financial statements, 2) fund financial statements, and 3) notes to the financial statements. This report also contains other supplementary information in addition to the basic financial statements themselves.

Government-wide Financial Statements. The government-wide financial statements are designed to provide readers with a broad overview of the County's finances, in a manner similar to a private-sector business.

The statement of net position presents information on all of the County's assets, deferred outflows of resources, liabilities and deferred inflows of resources, with the residual reported as net position. Over time, increases or decreases in net position may serve as a useful indicator of whether the financial position of the County is improving or deteriorating.

The statement of activities presents information showing how the government's net position changed during the most recent fiscal year. All changes in net position are reported as soon as the underlying event giving rise to the change occurs, regardless of the timing of related cash flows. Thus, revenues and expenses are reported in this statement for some items that will only result in cash flows in future fiscal periods (e.g., uncollected taxes and earned but unused vacation leave).

Both of the government-wide financial statements distinguish functions of the County that are principally supported by taxes and intergovernmental revenues (governmental activities) from other functions that are intended to recover all or a significant portion of their costs through user fees and charges (business-type activities). The governmental activities of the County include legislative, judicial, general government, public safety, public works, health and welfare, recreation and culture, and community and economic development. The business-type activities of the County primarily include delinquent tax collection and administration, landfill, water and wastewater systems, and other activities.

COUNTY OF WEXFORD, MICHIGAN

Management's Discussion and Analysis

The government-wide financial statements include not only the County itself (known as the primary government), but also a legally separate Transit Authority, Airport Authority, Public Library and Road Commission, for which the County is financially accountable. Financial information for these component units is reported separately from the financial information presented for the primary government itself.

Fund Financial Statements. A fund is a grouping of related accounts that is used to maintain control over resources that have been segregated for specific activities or objectives. The County, like other state and local governments, uses fund accounting to ensure and demonstrate compliance with finance-related legal requirements. All of the funds of the County can be divided into three categories: governmental funds, proprietary funds, and fiduciary funds.

Governmental Funds. Governmental funds are used to account for essentially the same functions reported as governmental activities in the government-wide financial statements. However, unlike the government-wide financial statements, governmental fund financial statements focus on near-term inflows and outflows of spendable resources, as well as on balances of spendable resources available at the end of the fiscal year. Such information may be useful in evaluating a government's near-term financing requirements.

Because the focus of governmental funds is narrower than that of the government-wide financial statements, it is useful to compare the information presented for governmental funds with similar information presented for governmental activities in the government-wide financial statements. By doing so, readers may better understand the long-term impact of the government's near-term financing decisions. Both the governmental fund balance sheet and the governmental fund statement of revenues, expenditures, and change in fund balances provide a reconciliation to facilitate this comparison between governmental funds and governmental activities.

The County reports a variety of governmental funds. Information is presented separately in the governmental funds balance sheet and in the governmental funds statement of revenues, expenditures, and change in fund balances for the General Fund, Public Safety, Community Development Block Grant, Opioid Settlement and Commission on Aging, all of which are considered to be major funds. Data from the nonmajor governmental funds are combined into a single, aggregated presentation. Individual fund data for each of these nonmajor governmental funds is provided in the form of combining statements elsewhere in this report.

The County is legally obligated to adopt an annual appropriated budget for its General Fund and special revenue funds. Budgetary comparison statements have been provided for these major funds to demonstrate compliance with this budget.

Proprietary Funds. The County maintains two different types of proprietary funds. Enterprise funds are used to report the same functions presented as business-type activities in the government-wide financial statements. The County uses enterprise funds to account for the Delinquent Tax funds, the Unrestricted Treasurer's Fund, Land Reutilization Fund and other nonmajor enterprise fund activities. Internal service funds are used to accumulate and allocate costs internally among the County's various functions. The County uses an internal service fund to account for its self-insurance program, which is included within governmental activities in the government-wide financial statements.

Proprietary funds provide the same type of information as the government-wide financial statements, only in more detail. The proprietary fund financial statements provide separate information for the 2022 Delinquent Tax, 2023 Delinquent Tax, Unrestricted Treasurer's, and Land Reutilization funds, each of which are considered to be major proprietary funds of the County. The County's internal service fund is presented in the proprietary fund financial statements in the Internal Service Funds column.

COUNTY OF WEXFORD, MICHIGAN

Management's Discussion and Analysis

Fiduciary Funds. Fiduciary funds are used to account for resources held for the benefit of parties outside the government. Fiduciary funds are not reflected in the government-wide financial statements because the resources of those funds are not available to support the County's own programs. The accounting used for fiduciary funds is much like that used for proprietary funds.

Notes to the Financial Statements. The notes provide additional information that is essential to a full understanding of the data provided in the government-wide and fund financial statements.

Other Information. In addition to the basic financial statements and accompanying notes, this report also presents certain required supplementary information. This is limited to this management discussion and analysis and the schedules for the County pension plan.

Government-Wide Financial Analysis

As previously stated, net position may serve over time as a useful indicator of a government's financial position. In the case of the County, assets and deferred outflows of resources exceeded liabilities and deferred inflows of resources by \$32,053,684 at the close of the most recent fiscal year.

	Net Position					
	Governmental Activities		Business-type Activities		Total	
	2024	2023	2024	2023	2024	2023
Current and other assets	\$ 27,170,959	\$ 25,863,947	\$ 12,061,636	\$ 11,704,391	\$ 39,232,595	\$ 37,568,338
Capital assets, net	24,213,079	24,665,268	1,237,254	1,284,827	25,450,333	25,950,095
Total assets	51,384,038	50,529,215	13,298,890	12,989,218	64,682,928	63,518,433
Deferred outflows of resources	2,366,836	3,282,982	-	-	2,366,836	3,282,982
Other liabilities	2,203,205	5,556,819	730,690	580,713	2,933,895	6,137,532
Long-term liabilities	27,989,872	27,945,185	318,300	313,500	28,308,172	28,258,685
Total liabilities	30,193,077	33,502,004	1,048,990	894,213	31,242,067	34,396,217
Deferred inflows of resources	3,754,013	3,604,799	-	-	3,754,013	3,604,799
Net position:						
Net investment in capital assets	11,097,225	10,869,775	1,237,254	1,284,827	12,334,479	12,154,602
Restricted	5,157,806	4,811,742	1,178,566	1,111,276	6,336,372	5,923,018
Unrestricted	3,548,753	1,023,877	9,834,080	9,698,902	13,382,833	10,722,779
Total net position	\$ 19,803,784	\$ 16,705,394	\$ 12,249,900	\$ 12,095,005	\$ 32,053,684	\$ 28,800,399

COUNTY OF WEXFORD, MICHIGAN

Management's Discussion and Analysis

A substantial portion of the County's net position, \$12,334,479 (38.5 percent), reflects its investment in capital assets (e.g., land, buildings, machinery and equipment), less any related outstanding debt used to acquire those assets. The County uses these capital assets to provide services to citizens; consequently, these assets are not available for future spending. Although the County's investment in its capital assets is reported net of related debt, it should be noted that the resources needed to repay this debt must be provided from other sources since the capital assets themselves cannot be used to liquidate these liabilities.

An additional portion of the County's net position of \$6,336,372 (19.8 percent) represents resources that are subject to external restrictions on how they may be used. The County may use the remaining balance of unrestricted net position of \$13,382,833 (41.7 percent) to meet its ongoing obligations to citizens and creditors.

	Change in Net Position					
	Governmental Activities		Business-type Activities		Total	
	2024	2023	2024	2023	2024	2023
Program revenues:						
Charges for services	\$ 5,259,905	\$ 4,741,396	\$ 622,285	\$ 568,464	\$ 5,882,190	\$ 5,309,860
Operating grants	4,933,171	4,660,499	367,685	323,716	5,300,856	4,984,215
Capital grants	-	3,730,967	-	-	-	3,730,967
General revenues:						
Property taxes	12,217,679	11,490,371	-	-	12,217,679	11,490,371
State shared revenue	819,065	766,297	-	-	819,065	766,297
Grants and contributions not restricted to specific programs	3,612,934	1,777,022	-	-	3,612,934	1,777,022
Unrestricted investment earnings	305,129	126,473	-	-	305,129	126,473
Rental income	55,980	89,923	-	-	55,980	89,923
Other	-	590,355	-	-	-	590,355
Total revenues	27,203,863	27,973,303	989,970	892,180	28,193,833	28,865,483
Expenses:						
Legislative	124,859	123,610	-	-	124,859	123,610
Judicial	5,319,809	4,859,722	-	-	5,319,809	4,859,722
General government	6,382,791	5,712,631	-	-	6,382,791	5,712,631
Public safety	9,530,031	8,089,564	-	-	9,530,031	8,089,564
Public works	57,066	60,132	-	-	57,066	60,132
Health and welfare	2,679,680	2,556,886	-	-	2,679,680	2,556,886
Recreation and culture	164,967	154,774	-	-	164,967	154,774
Community and economic development	66,709	38,550	-	-	66,709	38,550
Interest and fiscal charges	355,687	362,238	-	-	355,687	362,238
Tax collection	-	-	100,886	89,324	100,886	89,324
Landfill	-	-	4,800	13,500	4,800	13,500
Water and wastewater	-	-	125,272	108,730	125,272	108,730
Other	-	-	27,991	44,819	27,991	44,819
Total expenses	24,681,599	21,958,107	258,949	256,373	24,940,548	22,214,480

COUNTY OF WEXFORD, MICHIGAN

Management's Discussion and Analysis

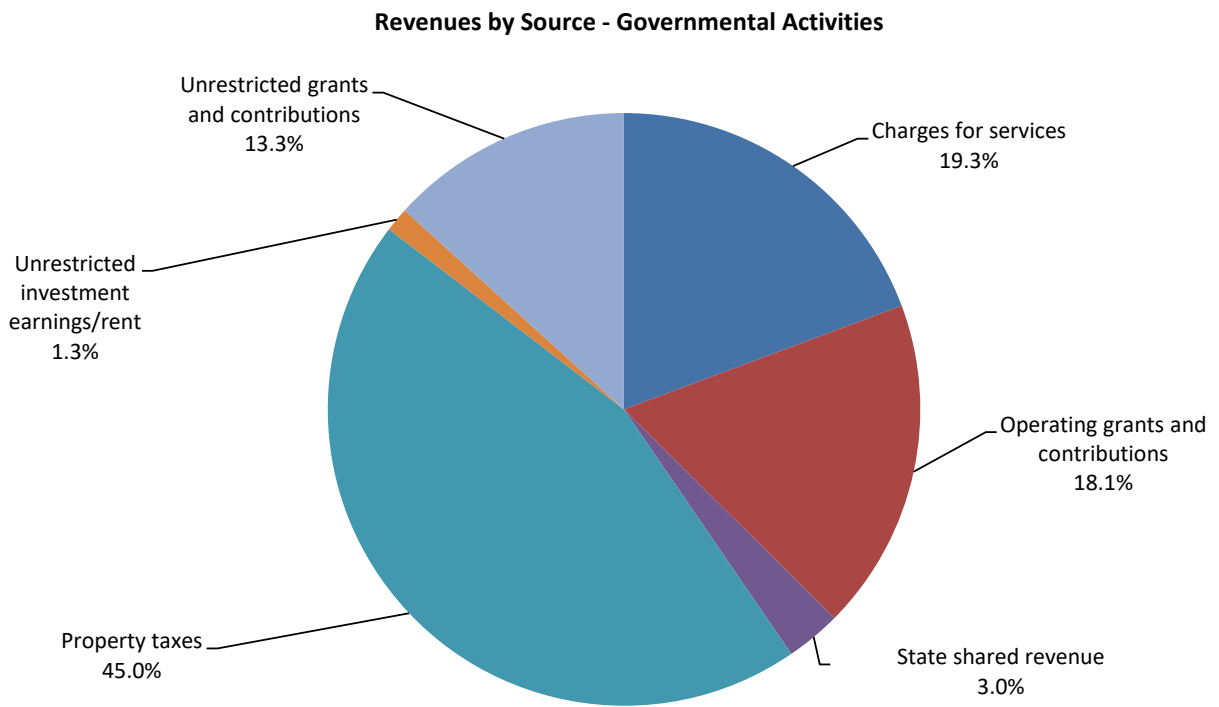
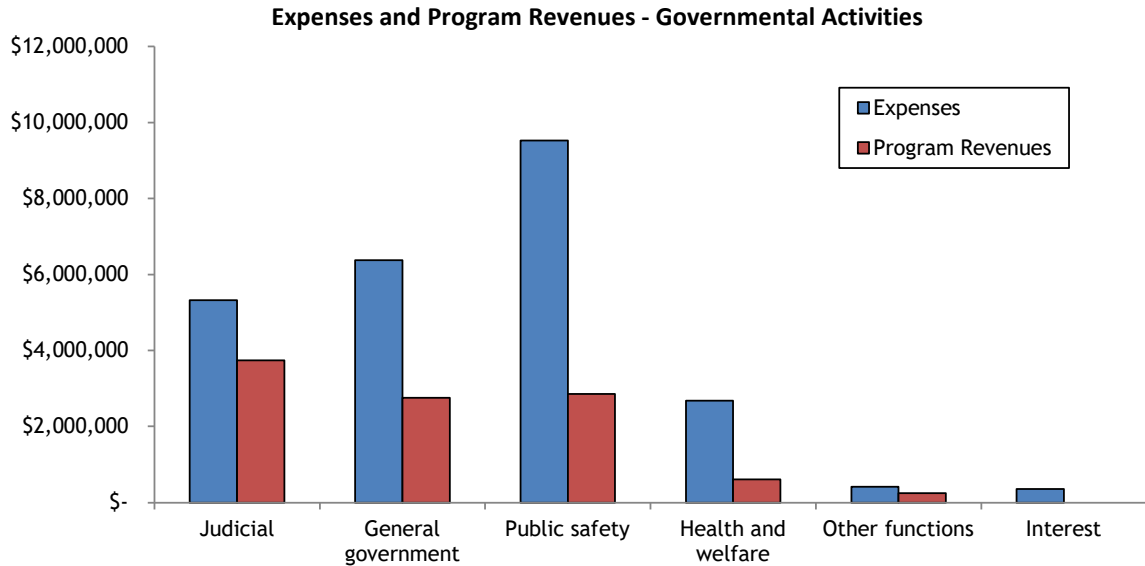
	Change in Net Position					
	Governmental Activities		Business-type Activities		Total	
	2024	2023	2024	2023	2024	2023
Change in net position before transfers	\$ 2,522,264	\$ 6,015,196	\$ 731,021	\$ 635,807	\$ 3,253,285	\$ 6,651,003
Transfers	576,126	567,550	(576,126)	(567,550)	-	-
Change in net position	3,098,390	6,582,746	154,895	68,257	3,253,285	6,651,003
Net position:						
Beginning of year	16,705,394	10,122,648	12,095,005	12,026,748	28,800,399	22,149,396
End of year	\$ 19,803,784	\$ 16,705,394	\$ 12,249,900	\$ 12,095,005	\$ 32,053,684	\$ 28,800,399

Governmental Activities. Governmental activities increased the County's net position by \$3,098,390. Key components of the current year activity are as follows:

- Total revenue decreased by \$769,440. Capital grants decreased by \$3,730,967 due to the donation of the district 10 health department building in the prior year. Grants and contributions not restricted to specific programs increased by \$1,835,912 due to American Rescue Plan Act (ARPA) Coronavirus State and Local Fiscal Recovery Fund (CSLFRF) funding, which was recognized as revenue with the related expenses incurred. Property tax revenue increased \$727,308 due to an increase in property tax values.
- Total expenses increased by \$2,723,492, primarily as a result of an increase in judicial expenses of \$460,087, general government expenses of \$670,160, and public safety expenses of \$1,440,467. Increases in judicial expenses is due mostly to increased allocated internal service fund income attributable to judicial activities and increased utilization of indigent services. General government expense increases were due to increases in wage and benefit costs and increased allocated internal service fund income attributable to general government activities. Public safety increases were due to increased staffing for housing inmates from other counties, increased building inspection staffing, and increased allocated internal service fund income attributable to public safety activities.

COUNTY OF WEXFORD, MICHIGAN

Management's Discussion and Analysis

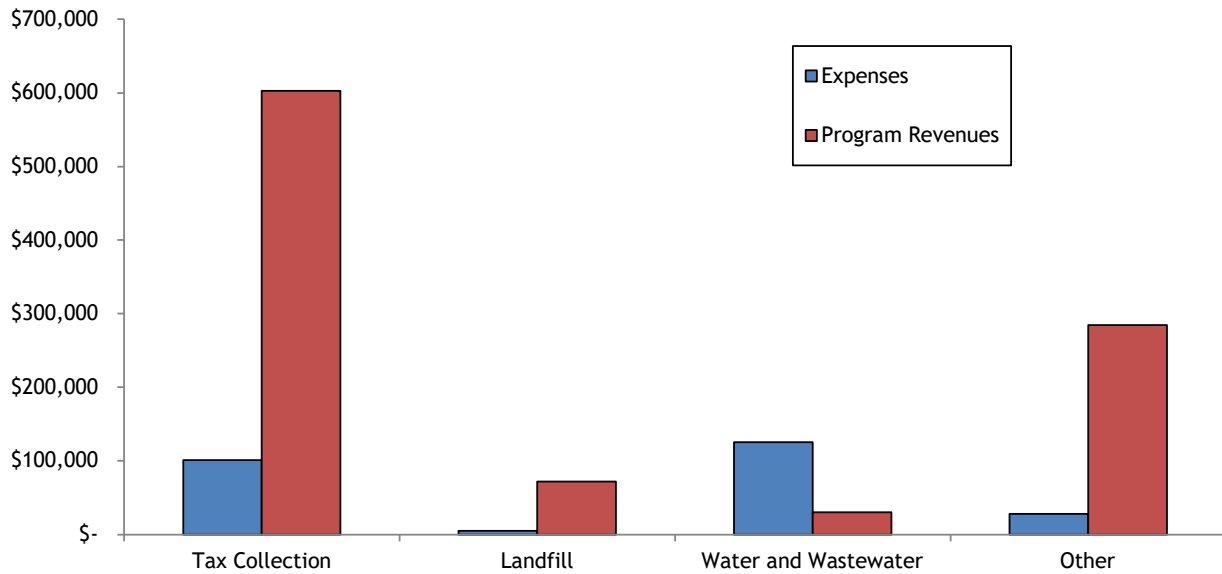


Business-type Activities. Business-type activities increased the County's net position by \$154,895. The primary reason for the change in net position as compared to the prior year increase of \$68,257 is due to the State of Michigan increasing reimbursement for juveniles in probate courts and our other courts actively pursuing collections where allowable. Additionally, interest revenue earned through market performance improved, raising revenue during the year. Finally, expenses for legal services were reduced from the prior year due to the County not needed as much service.

COUNTY OF WEXFORD, MICHIGAN

Management's Discussion and Analysis

Expenses and Program Revenues - Business-type Activities



Financial Analysis of the County's Funds

As noted earlier, the County uses fund accounting to ensure and demonstrate compliance with finance-related legal requirements.

Governmental Funds. The focus of the County's governmental funds is to provide information on near-term inflows, outflows, and balances of spendable resources. Such information is useful in assessing the County's financing requirements. In particular, unassigned fund balance may serve as a useful measure of a government's net resources available for spending at the end of the fiscal year.

As of the end of the current fiscal year, the County's governmental funds reported combined ending fund balances of \$18,845,982, an increase of \$5,084,956. Of this amount, 85.0 percent (\$16,026,352) constitutes unassigned fund balance, which is available for spending at the government's discretion. The remainder of fund balance is not available for new spending because it is classified as one of the following: A) nonspendable (\$64,445); B) restricted for use per various external agreements (\$2,676,906); or C) committed for various purposes (\$78,279).

The General Fund is the chief operating fund of the County. At the end of the current fiscal year, unassigned fund balance of the General Fund was \$16,026,352 while total fund balance amounted to \$16,090,200. As a measure of the General Fund's liquidity, it may be useful to compare both unassigned fund balance and total fund balance to total fund expenditures. Unassigned fund balance represents 96.2 percent of total General Fund expenditures, while total fund balance represents 96.6 percent of that same amount.

COUNTY OF WEXFORD, MICHIGAN

Management's Discussion and Analysis

The fund balance of the County's General Fund increased by \$4,493,021 during the current fiscal year. Key factors in this change are as follows:

- Property taxes continue to trend upward, increasing by \$477,096.
- Intergovernmental revenues increased by \$1,770,798, which was due to recognizing revenue related to ARPA and LATCF funding.
- Public safety expenditures increased by \$675,977, which was due to additional costs for inmate food and healthcare, along with the purchase of additional safety equipment for inmates and sheriff and jail personnel.

The fund balance of the Public Safety special revenue fund, which accounts for the proceeds from a voted millage that is to provide public safety services to County residents, decreased by \$8,437 during the year, and ending fund balance totaled \$162,133.

The fund balance of the Community Development Block Grant special revenue fund, which accounts for the expenditure of grants received from HUD and the repayment of loans made to residents, decreased by \$6,681 during the year, and ending fund balance totaled \$98,661.

The opioid settlement fund increased its fund balance by \$298,627, and ending fund balance totaled \$482,033. The increase in the current year was a result of the County beginning to receive settlement payments from opioid manufacturers and only starting to expend the revenue received.

The fund balance of the Commission on Aging special revenue fund, which accounts for the expenditures and revenues of the planning and coordinating services for senior citizens, increased by \$3,607 during the year, and ending fund balance totaled \$9,561.

Proprietary Funds. The County's proprietary fund financial statements provide the same type of information found in the government-wide financial statements, but in more detail.

The net position of the 2022 Delinquent Tax fund, which accounts for the collection and remittance of delinquent property taxes levied in 2022, increased by \$158,617 during the year, and ending net position totaled \$466,367.

The net position of the 2023 Delinquent Tax fund, which accounts for the collection and remittance of delinquent property taxes levied in 2023, increased by \$315,208 during the year, and ending net position totaled \$316,368.

The net position of the Unrestricted Treasurer's fund, which accounts for the surplus accumulated through the collection, administration and operation of each delinquent tax fund, increased by \$561,114 during the year, and ending net position totaled \$7,843,472.

The net position of the Land Reutilization fund, which accounts for the funds generated from foreclosures and auctions, decreased by \$42,498 during the year, and ending net position totaled \$927,953.

COUNTY OF WEXFORD, MICHIGAN

Management's Discussion and Analysis

General Fund Budgetary Highlights

During the year, there was a \$513,176 increase in appropriations (including transfers out) between the original and final amended budget. Significant increases primarily related to general government of \$711,757. The budgeted increase was primarily due to planned increases for ARPA capital outlay purchases, increased contractual services, computer services, as well as increased general staffing and benefits. The actual expenditures for the year were \$860,015 less than the original budget and \$1,315,405 less than the amended budget.

The General Fund budgeted for a increase in fund balance of \$300 and the actual increase in fund balance was \$4,493,021. Significant budgetary variances are as follows:

- The General fund received \$3,679,159 more revenues than budgeted due primarily to recognizing revenue from the expenditure of ARPA and LATCF funds as well as an increase in property taxes.
- Overall, expenditures were under budget by \$1,315,405. Sheriff and Jail employee wages and healthcare tracked lower than anticipated budgeted amounts impacting public safety expenditures which were \$601,792 under budget. Additionally, building supplies and kitchen supplies tracked lower than anticipated. Anticipated budget printing expenditures never realized, as such general government expenditures which were \$786,323 under budget and public safety expenditures which were \$601,792 under budget. Judicial expenditures were over budget by \$291,098 due to increases in staffing wages, contracted services, more than anticipated grant expenditures, and larger than expected Fiduciary expenditures/activity

Capital Asset and Debt Administration

Capital Assets. The County's capital assets for its governmental and business-type activities as of December 31, 2024 amounted to \$25,450,333 (net of accumulated depreciation and amortization). This investment in capital assets includes land, buildings, land improvements, machinery and equipment, motor vehicles, drains and utility systems and leased assets. The total decrease of \$499,762 in the County's investment in capital assets for the current fiscal year was primarily a result of the County having less purchases of capital as well as a reduction in the number of projects, offset by depreciation and amortization.

	Capital Assets (Net of Depreciation/Amortization)					
	Governmental Activities		Business-type Activities		Total	
	2024	2023	2024	2023	2024	2023
Land	\$ 211,925	\$ 211,925	\$ -	\$ -	\$ 211,925	\$ 211,925
Construction in progress	398,025	398,025	-	-	398,025	398,025
Buildings and improvements	21,560,183	21,957,411	-	-	21,560,183	21,957,411
Land improvements	16,706	18,862	-	-	16,706	18,862
Equipment and furniture	930,191	866,524	-	-	930,191	866,524
Vehicles	913,129	994,894	-	-	913,129	994,894
Lease building	182,920	217,627	-	-	182,920	217,627
Water distribution system	-	-	1,237,254	1,284,827	1,237,254	1,284,827
Total capital assets, net	\$ 24,213,079	\$ 24,665,268	\$ 1,237,254	\$ 1,284,827	\$ 25,450,333	\$ 25,950,095

COUNTY OF WEXFORD, MICHIGAN

Management's Discussion and Analysis

Long-term Debt. At the end of the current fiscal year, the County had total long-term debt outstanding of \$13,476,616.

	Long-Term Debt					
	Governmental Activities		Business-type Activities		Total	
	2024	2023	2024	2023	2024	2023
General obligation						
bonds	\$ 2,880,521	\$ 3,156,394	\$ -	\$ -	\$ 2,880,521	\$ 3,156,394
USDA Community Facilities						
loans	10,074,000	10,270,000	-	-	10,074,000	10,270,000
Compensated absences	522,095	248,055	-	-	522,095	248,055
Total long-term debt	\$ 13,476,616	\$ 13,674,449	\$ -	\$ -	\$ 13,476,616	\$ 13,674,449

The County's total long-term debt decreased as a result of the County making its scheduled debt payments offset by an increase in compensated absences due to the implementation of GASB 101.

State statutes limit the amount of general obligation debt a governmental entity may issue to 10 percent of its total state equalized valuation. The current debt limitation for the County is \$133,679,109, which is significantly higher than the County's outstanding general obligation debt. Additional information regarding capital assets and long-term debt can be found in the notes to the financial statements.

Economic Factors and Next Year's Budget and Rates

- The County continues to contribute higher rates to the retirement plan in efforts to increase the pension plan funded ratio.
- Health insurance continues to be a significant cost to the County and has been steadily increasing in recent years.
- The County continues to look for ways to improve the services it provides to its residents in a manner that is financially responsible.

The County considered these factors in preparing the County's budget for the 2025 fiscal year.

Requests for Information

This financial report is designed to provide a general overview of the County's finances for all those with an interest in the County of Wexford's finances. Questions concerning any of the information provided in this report, or requests for additional financial information, may be addressed to the County Clerk, County Administration Building, 437 E. Division Street, Cadillac, Michigan 49601.

This page intentionally left blank.

BASIC FINANCIAL STATEMENTS

This page intentionally left blank.

COUNTY OF WEXFORD, MICHIGAN

Statement of Net Position

December 31, 2024

	Primary Government			Component Units
	Governmental Activities	Business-type Activities	Total	
Assets				
Cash and short-term investments	\$ 19,173,302	\$ 8,969,257	\$ 28,142,559	\$ 12,736,528
Restricted cash and investments	-	1,496,866	1,496,866	-
Receivables	7,616,837	1,595,513	9,212,350	3,672,153
Inventories	-	-	-	1,802,836
Prepays	380,820	-	380,820	198,035
Net pension asset	-	-	-	726,633
Net OPEB asset	-	-	-	144,852
Capital assets not being depreciated/amortized	609,950	-	609,950	9,626,259
Capital assets being depreciated/amortized, net	23,603,129	1,237,254	24,840,383	47,026,745
Total assets	51,384,038	13,298,890	64,682,928	75,934,041
Deferred outflows of resources				
Deferred charge on refunding	33,952	-	33,952	-
Deferred pension amounts	2,332,884	-	2,332,884	3,055,081
Deferred OPEB amounts	-	-	-	13,298
Total deferred outflows of resources	2,366,836	-	2,366,836	3,068,379
Liabilities				
Payables	1,562,584	730,690	2,293,274	1,288,093
Unearned revenue	640,621	-	640,621	45,385
Bonds, loans and other long-term liabilities:				
Due within one year	1,034,592	-	1,034,592	64,915
Due in more than one year	12,637,309	-	12,637,309	302,612
Landfill remediation liability (due in more than one year)	-	318,300	318,300	-
Net pension liability (due in more than one year)	14,317,971	-	14,317,971	1,100,875
Total liabilities	30,193,077	1,048,990	31,242,067	2,801,880
Deferred inflows of resources				
Deferred lease amounts	67,777	-	67,777	-
Property taxes levied for subsequent year	3,686,236	-	3,686,236	1,055,511
Deferred pension amounts	-	-	-	2,153
Total deferred inflows of resources	3,754,013	-	3,754,013	1,057,664
Net position				
Net investment in capital assets	11,097,225	1,237,254	12,334,479	56,653,004
Restricted for:				
Pension	-	-	-	726,633
OPEB	-	-	-	144,852
Public library	-	-	-	49,695
Judicial	2,459	-	2,459	-
Public safety	1,444,014	-	1,444,014	-
Health and welfare	2,302,442	-	2,302,442	-
Community and economic development	1,408,891	-	1,408,891	-
Landfill	-	1,178,566	1,178,566	-
Unrestricted	3,548,753	9,834,080	13,382,833	17,568,692
Total net position	\$ 19,803,784	\$ 12,249,900	\$ 32,053,684	\$ 75,142,876

The accompanying notes are an integral part of these basic financial statements.

COUNTY OF WEXFORD, MICHIGAN

Statement of Activities

For the Year Ended December 31, 2024

Functions / Programs	Expenses	Program Revenues			Net (Expense) Revenue
		Charges for Services	Operating Grants and Contributions	Capital Grants and Contributions	
Primary government					
Governmental activities:					
Legislative	\$ 124,859	\$ -	\$ -	\$ -	\$ (124,859)
Judicial	5,319,809	1,270,104	2,468,930	-	(1,580,775)
General government	6,382,791	1,301,640	1,451,592	-	(3,629,559)
Public safety	9,530,031	2,299,559	551,127	-	(6,679,345)
Public works	57,066	209,754	-	-	152,688
Health and welfare	2,679,680	146,757	461,522	-	(2,071,401)
Recreation and culture	164,967	-	-	-	(164,967)
Community and economic development	66,709	32,091	-	-	(34,618)
Interest and fiscal charges	355,687	-	-	-	(355,687)
Total governmental activities	24,681,599	5,259,905	4,933,171	-	(14,488,523)
Business-type activities:					
Tax collection	100,886	542,569	60,538	-	502,221
Landfill	4,800	-	72,090	-	67,290
Water and wastewater	125,272	-	30,265	-	(95,007)
Other	27,991	79,716	204,792	-	256,517
Total business-type activities	258,949	622,285	367,685	-	731,021
Total primary government	\$ 24,940,548	\$ 5,882,190	\$ 5,300,856	\$ -	\$ (13,757,502)
Component units					
Transit Authority	\$ 4,783,710	\$ 546,612	\$ 2,549,890	\$ 558,239	\$ (1,128,969)
Airport Authority	656,602	362,101	83,000	21,687	(189,814)
Public Library	1,208,479	25,989	227,653	20,347	(934,490)
Road Commission	11,717,181	2,682,836	9,404,867	2,055,100	2,425,622
Total component units	\$ 18,365,972	\$ 3,617,538	\$ 12,265,410	\$ 2,655,373	\$ 172,349

continued...

COUNTY OF WEXFORD, MICHIGAN

Statement of Activities

For the Year Ended December 31, 2024

	Primary Government			Component Units
	Governmental Activities	Business-type Activities	Total	
Changes in net position				
Net revenue (expense)	\$ (14,488,523)	\$ 731,021	\$ (13,757,502)	\$ 172,349
General revenues:				
Property taxes	12,217,679	-	12,217,679	1,661,656
State shared revenue	819,065	-	819,065	-
Grants and contributions not restricted to specific programs	3,612,934	-	3,612,934	102,276
Unrestricted investment earnings	305,129	-	305,129	499,248
Rental income	55,980	-	55,980	-
Gain on sale of capital assets	-	-	-	5,000
Other revenue	-	-	-	240,780
Transfers - internal activities	576,126	(576,126)	-	-
Total general revenues and transfers	17,586,913	(576,126)	17,010,787	2,508,960
Change in net position	3,098,390	154,895	3,253,285	2,681,309
Net position, beginning of year, as previously reported	16,705,394	12,095,005	28,800,399	72,469,452
Restatement	-	-	-	(7,885)
Net position, beginning of year, as restated	16,705,394	12,095,005	28,800,399	72,461,567
Net position, end of year	<u>\$ 19,803,784</u>	<u>\$ 12,249,900</u>	<u>\$ 32,053,684</u>	<u>\$ 75,142,876</u>

concluded

The accompanying notes are an integral part of these basic financial statements.

COUNTY OF WEXFORD, MICHIGAN

Balance Sheet

Governmental Funds
December 31, 2024

	General Fund	Public Safety	Community Development Block Grant	Opioid Settlement	Commission on Aging
Assets					
Cash and short-term investments	\$ 15,824,016	\$ 289,043	\$ 98,661	\$ 486,374	\$ 97,084
Accounts receivable	204,116	-	-	1,272,902	-
Property taxes receivable	567,264	1,704,093	-	-	1,175,238
Interest receivable	5,719	-	-	-	-
Due from other governments	466,464	-	-	-	-
Leases receivable	62,756	-	-	-	-
Loans receivable	-	-	1,205,450	-	-
Prepays	61,897	-	-	-	-
Total assets	\$ 17,192,232	\$ 1,993,136	\$ 1,304,111	\$ 1,759,276	\$ 1,272,322
Liabilities					
Accounts payable	\$ 449,391	\$ -	\$ -	\$ 4,341	\$ -
Accrued liabilities	409,730	-	-	-	-
Unearned revenue	175,134	-	-	-	-
Total liabilities	1,034,255	-	-	4,341	-
Deferred inflows of resources					
Unavailable revenue - loans	-	-	1,205,450	-	-
Unavailable revenue - opioid settlement	-	-	-	1,272,902	-
Deferred lease amounts	67,777	-	-	-	-
Property taxes levied for subsequent year	-	1,831,003	-	-	1,262,761
Total deferred inflows of resources	67,777	1,831,003	1,205,450	1,272,902	1,262,761
Fund balances					
Nonspendable	61,897	-	-	-	-
Restricted	1,951	162,133	98,661	482,033	9,561
Committed	-	-	-	-	-
Unassigned	16,026,352	-	-	-	-
Total fund balances	16,090,200	162,133	98,661	482,033	9,561
Total liabilities, deferred inflows of resources and fund balances	\$ 17,192,232	\$ 1,993,136	\$ 1,304,111	\$ 1,759,276	\$ 1,272,322

The accompanying notes are an integral part of these basic financial statements.

Nonmajor Governmental Funds	Total Governmental Funds
\$ 2,227,260	\$ 19,022,438
262,295	1,739,313
556,214	4,002,809
-	5,719
134,326	600,790
-	62,756
-	1,205,450
2,548	64,445
<u>\$ 3,182,643</u>	<u>\$ 26,703,720</u>
\$ 28,977	\$ 482,709
92,313	502,043
465,487	640,621
<u>586,777</u>	<u>1,625,373</u>
-	1,205,450
-	1,272,902
-	67,777
592,472	3,686,236
<u>592,472</u>	<u>6,232,365</u>
2,548	64,445
1,922,567	2,676,906
78,279	78,279
-	16,026,352
<u>2,003,394</u>	<u>18,845,982</u>
<u>\$ 3,182,643</u>	<u>\$ 26,703,720</u>

This page intentionally left blank.

COUNTY OF WEXFORD, MICHIGAN

Reconciliation

Fund Balances for Governmental Funds
 To Net Position of Governmental Activities
 December 31, 2024

Fund balances - total governmental funds \$ 18,845,982

Amounts reported for *governmental activities* in the statement of net position are different because:

Capital assets used in governmental activities are not financial resources, and therefore are not reported in the fund statement.

Capital assets not being depreciated/amortized	609,950
Capital assets being depreciated/amortized, net	23,603,129

The focus of governmental funds is on short-term financing. Accordingly, some assets will not be available to pay for current-period expenditures. Those assets (such as certain receivables) are offset by deferred inflows of resources in the governmental funds, and thus are not included in fund balance.

Unavailable loans receivable	1,205,450
Unavailable opioid settlement receivable	1,272,902

Internal service funds are used by management to charge the costs of certain activities, such as insurance and other centralized costs, to individual funds. The assets and liabilities of certain internal service funds are included in governmental activities.

Net position of governmental activities accounted for in internal service fund - self-insurance	28,349
---	--------

Certain pension-related amounts, such as the net pension liability and deferred amounts, are not due and payable in the current period or do not represent current financial resources, and therefore are not reported in the funds.

Net pension liability	(14,317,971)
Deferred outflows of resources related to the net pension liability	2,332,884

Certain liabilities, such as bonds, loans and other long-term liabilities are not due and payable in the current period, and therefore are not reported in the funds.

Bonds, loans and other long-term liabilities	(13,149,806)
Compensated absences	(522,095)
Deferred charge on refunding	33,952
Accrued interest on long-term debt	(138,942)

Net position of governmental activities \$ 19,803,784

The accompanying notes are an integral part of these basic financial statements.

COUNTY OF WEXFORD, MICHIGAN

Statement of Revenues, Expenditures and Changes in Fund Balances

Governmental Funds

For the Year Ended December 31, 2024

	General Fund	Public Safety	Community Development Block Grant	Opioid Settlement	Commission on Aging
Revenues					
Taxes	\$ 8,723,387	\$ 1,743,767	\$ -	\$ -	\$ 1,186,154
Licenses and permits	15,666	-	-	-	-
Intergovernmental	7,251,107	48,370	-	-	79,973
Charges for services	2,453,995	-	59,476	332,625	-
Fines and forfeitures	658,386	-	-	-	-
Interest and rent	356,440	6,229	552	2,457	450
Other	401,141	10,035	-	-	-
Total revenues	19,860,122	1,808,401	60,028	335,082	1,266,577
Expenditures					
Current:					
Legislative	124,859	-	-	-	-
Judicial	3,658,923	-	-	-	-
General government	5,198,613	-	-	-	-
Public safety	6,811,341	-	-	-	-
Public works	45,026	-	-	-	-
Health and welfare	556,420	-	-	36,455	1,262,970
Recreation and culture	67,861	-	-	-	-
Community and economic development	-	-	66,709	-	-
Capital outlay	194,310	-	-	-	-
Debt service:					
Principal	-	-	-	-	-
Interest and fiscal charges	-	-	-	-	-
Total expenditures	16,657,353	-	66,709	36,455	1,262,970
Revenues over (under) expenditures	3,202,769	1,808,401	(6,681)	298,627	3,607
Other financing sources (uses)					
Transfers in	1,970,794	-	-	-	-
Transfers out	(680,542)	(1,816,838)	-	-	-
Total other financing sources (uses)	1,290,252	(1,816,838)	-	-	-
Net change in fund balances	4,493,021	(8,437)	(6,681)	298,627	3,607
Fund balances, beginning of year	11,597,179	170,570	105,342	183,406	5,954
Fund balances, end of year	\$ 16,090,200	\$ 162,133	\$ 98,661	\$ 482,033	\$ 9,561

The accompanying notes are an integral part of these basic financial statements.

This page intentionally left blank.

COUNTY OF WEXFORD, MICHIGAN

Reconciliation

Net Change in Fund Balances of Governmental Funds
 To Change in Net Position of Governmental Activities
 For the Year Ended December 31, 2024

Net change in fund balances - total governmental funds \$ 5,084,956

Amounts reported for *governmental activities* in the statement of activities are different because:

Governmental funds report capital outlays as expenditures. However, in the statement of activities, the cost of those assets is allocated over their estimated useful lives and reported as depreciation/amortization expense.

Purchase/construction of capital assets	494,324
Depreciation/amortization expense	(835,773)
Loss on disposal of capital assets	(110,740)

Revenues in the statement of activities that do not provide current financial resources are not reported as revenues in the funds.

Net change in unavailable loans receivable	(3,354)
Net change in unavailable opioid settlement receivable	(186,329)

Debt proceeds provide current financial resources to governmental funds in the period issued, but issuing debt increases long-term liabilities in the statement of net position. Repayment of debt principal is an expenditure in the funds, but the repayment reduces long-term liabilities in the statement of net position.

Principal payments on bonds, loans and other long-term liabilities	500,107
--	---------

Some expenses reported in the statement of activities do not require the use of current financial resources and therefore are not reported as expenditures in governmental funds.

Change in accrued interest payable on long-term debt	438
Change in the accrual for compensated absences	(274,040)
Change in the net pension liability and related deferred amounts	(1,168,977)

An internal service fund is used by management to charge the costs of certain services to individual governmental funds. The net revenue (expense) attributable to those funds is reported with governmental activities.

Investment earnings from internal service fund - self-insurance	824
Operating loss from governmental activities in internal service fund - self-insurance	(403,046)

Change in net position of governmental activities \$ 3,098,390

The accompanying notes are an integral part of these basic financial statements.

COUNTY OF WEXFORD, MICHIGAN

Statement of Revenues, Expenditures and Changes in Fund Balance

Budget and Actual - General Fund

For the Year Ended December 31, 2024

	Original Budget	Final Budget	Actual	Actual Over (Under) Final Budget
Revenues				
Taxes	\$ 8,634,275	\$ 8,634,275	\$ 8,723,387	\$ 89,112
Licenses and permits	18,500	18,500	15,666	(2,834)
Intergovernmental	4,610,625	4,636,975	7,251,107	2,614,132
Charges for services	2,416,771	2,416,771	2,453,995	37,224
Fines and forfeitures	45,000	45,000	658,386	613,386
Interest and rent	33,395	33,395	356,440	323,045
Other	316,033	396,047	401,141	5,094
Total revenues	<u>16,074,599</u>	<u>16,180,963</u>	<u>19,860,122</u>	<u>3,679,159</u>
Expenditures				
Current:				
Legislative	118,669	122,932	124,859	1,927
Judicial	3,662,065	3,367,825	3,658,923	291,098
General government	5,273,179	5,984,936	5,198,613	(786,323)
Public safety	7,387,862	7,413,133	6,811,341	(601,792)
Public works	57,000	57,000	45,026	(11,974)
Health and welfare	672,600	672,600	556,420	(116,180)
Recreation and culture	57,500	65,839	67,861	2,022
Capital outlay	288,493	288,493	194,310	(94,183)
Total expenditures	<u>17,517,368</u>	<u>17,972,758</u>	<u>16,657,353</u>	<u>(1,315,405)</u>
Revenues over (under) expenditures	<u>(1,442,769)</u>	<u>(1,791,795)</u>	<u>3,202,769</u>	<u>4,994,564</u>
Other financing sources (uses)				
Transfers in	2,026,299	2,433,111	1,970,794	(462,317)
Transfers out	(583,230)	(641,016)	(680,542)	39,526
Total other financing sources (uses)	<u>1,443,069</u>	<u>1,792,095</u>	<u>1,290,252</u>	<u>(501,843)</u>
Net change in fund balance	300	300	4,493,021	4,492,721
Fund balance, beginning of year	<u>11,597,179</u>	<u>11,597,179</u>	<u>11,597,179</u>	-
Fund balance, end of year	<u>\$ 11,597,479</u>	<u>\$ 11,597,479</u>	<u>\$ 16,090,200</u>	<u>\$ 4,492,721</u>

The accompanying notes are an integral part of these basic financial statements.

COUNTY OF WEXFORD, MICHIGAN

Statement of Revenues, Expenditures and Changes in Fund Balance

Budget and Actual - Public Safety Special Revenue Fund

For the Year Ended December 31, 2024

	Original Budget	Final Budget	Actual	Actual Over (Under) Final Budget
Revenues				
Taxes	\$ 1,766,838	\$ 1,766,838	\$ 1,743,767	\$ (23,071)
Intergovernmental	50,000	50,000	48,370	(1,630)
Interest and rent	-	-	6,229	6,229
Other	-	-	10,035	10,035
Total revenues	1,816,838	1,816,838	1,808,401	(8,437)
Other financing uses				
Transfers out	(1,816,838)	(1,816,838)	(1,816,838)	-
Net change in fund balance	-	-	(8,437)	(8,437)
Fund balance, beginning of year	170,570	170,570	170,570	-
Fund balance, end of year	\$ 170,570	\$ 170,570	\$ 162,133	\$ (8,437)

The accompanying notes are an integral part of these basic financial statements.

COUNTY OF WEXFORD, MICHIGAN

Statement of Revenues, Expenditures and Changes in Fund Balance

Budget and Actual - Community Development Block Grant Special Revenue Fund

For the Year Ended December 31, 2024

	Original Budget	Final Budget	Actual	Actual Over (Under) Final Budget
Revenues				
Charges for services	\$ 94,980	\$ 94,980	\$ 59,476	\$ (35,504)
Interest and rent	20	20	552	532
Total revenues	95,000	95,000	60,028	(34,972)
Expenditures				
Current:				
Community and economic development	95,000	95,000	66,709	(28,291)
Net change in fund balance	-	-	(6,681)	(6,681)
Fund balance, beginning of year	105,342	105,342	105,342	-
Fund balance, end of year	<u>\$ 105,342</u>	<u>\$ 105,342</u>	<u>\$ 98,661</u>	<u>\$ (6,681)</u>

The accompanying notes are an integral part of these basic financial statements.

COUNTY OF WEXFORD, MICHIGAN

Statement of Revenues, Expenditures and Changes in Fund Balance

Budget and Actual - Opioid Settlement Special Revenue Fund

For the Year Ended December 31, 2024

	Original Budget	Final Budget	Actual	Actual Over (Under) Final Budget
Revenues				
Charges for services	\$ 76,800	\$ 76,800	\$ 332,625	\$ 255,825
Interest and rent	-	-	2,457	2,457
Total revenues	76,800	76,800	335,082	258,282
Expenditures				
Current:				
Health and welfare	76,800	76,800	36,455	(40,345)
Net change in fund balance	-	-	298,627	298,627
Fund balance, beginning of year	183,406	183,406	183,406	-
Fund balance, end of year	<u>\$ 183,406</u>	<u>\$ 183,406</u>	<u>\$ 482,033</u>	<u>\$ 298,627</u>

The accompanying notes are an integral part of these basic financial statements.

COUNTY OF WEXFORD, MICHIGAN

Statement of Revenues, Expenditures and Changes in Fund Balance

Budget and Actual - Commission on Aging Special Revenue Fund

For the Year Ended December 31, 2024

	Original Budget	Final Budget	Actual	Actual Over (Under) Final Budget
Revenues				
Taxes	\$ 1,219,290	\$ 1,219,290	\$ 1,186,154	\$ (33,136)
Intergovernmental	90,000	90,000	79,973	(10,027)
Interest and rent	60	60	450	390
Total revenues	1,309,350	1,309,350	1,266,577	(42,773)
Expenditures				
Current:				
Health and welfare	1,309,350	1,309,350	1,262,970	(46,380)
Net change in fund balance	-	-	3,607	3,607
Fund balance, beginning of year	5,954	5,954	5,954	-
Fund balance, end of year	\$ 5,954	\$ 5,954	\$ 9,561	\$ 3,607

The accompanying notes are an integral part of these basic financial statements.

This page intentionally left blank.

COUNTY OF WEXFORD, MICHIGAN

Statement of Net Position

Proprietary Funds
December 31, 2024

	Business-type Activities - Enterprise Funds				
	2022 Delinquent Tax	2023 Delinquent Tax	Unrestricted Treasurer's Fund	Land Reutilization	Nonmajor Enterprise Funds
Assets					
Current assets:					
Cash and short-term investments	\$ 790,820	\$ 1,405,726	\$ 4,836,065	\$ 1,641,323	\$ 295,323
Accounts receivable	8,164	45,842	-	-	1,786
Taxes receivable	204,077	1,145,955	-	-	-
Accrued interest receivable	71,187	117,888	483	-	131
Prepays	-	-	-	-	-
Total current assets	1,074,248	2,715,411	4,836,548	1,641,323	297,240
Noncurrent assets:					
Restricted assets:					
Cash and short-term investments	-	-	-	-	119,944
Investments	-	-	-	-	1,376,922
Advance to other funds	-	-	3,006,924	-	-
Capital assets being depreciated, net	-	-	-	-	1,237,254
Total noncurrent assets	-	-	3,006,924	-	2,734,120
Total assets	1,074,248	2,715,411	7,843,472	1,641,323	3,031,360
Liabilities					
Current liabilities:					
Accounts payable	-	-	-	-	17,320
Accrued liabilities	-	-	-	-	-
Undistributed receipts	-	-	-	713,370	-
Total current liabilities	-	-	-	713,370	17,320
Noncurrent liabilities:					
Advance from other funds	607,881	2,399,043	-	-	-
Landfill remediation liability	-	-	-	-	318,300
Total noncurrent liabilities	607,881	2,399,043	-	-	318,300
Total liabilities	607,881	2,399,043	-	713,370	335,620
Net position					
Investment in capital assets	-	-	-	-	1,237,254
Restricted for landfill	-	-	-	-	1,178,566
Unrestricted	466,367	316,368	7,843,472	927,953	279,920
Total net position	\$ 466,367	\$ 316,368	\$ 7,843,472	\$ 927,953	\$ 2,695,740

The accompanying notes are an integral part of these basic financial statements.

Business-type Activities - Enterprise Funds	Governmental Activities
Total	Internal Service Fund Self-Insurance

\$ 8,969,257	\$ 150,864
55,792	-
1,350,032	-
189,689	-
-	316,375
<u>10,564,770</u>	<u>467,239</u>

119,944	-
1,376,922	-
3,006,924	-
1,237,254	-
<u>5,741,044</u>	<u>-</u>
<u>16,305,814</u>	<u>467,239</u>

17,320	-
-	438,890
713,370	-
<u>730,690</u>	<u>438,890</u>

3,006,924	-
318,300	-
<u>3,325,224</u>	<u>-</u>
<u>4,055,914</u>	<u>438,890</u>

1,237,254	-
1,178,566	-
9,834,080	28,349
<u>\$ 12,249,900</u>	<u>\$ 28,349</u>

COUNTY OF WEXFORD, MICHIGAN

Statement of Revenues, Expenses and Changes in Fund Net Position

Proprietary Funds

For the Year Ended December 31, 2024

	Business-type Activities - Enterprise Funds				
	(Formerly Major Fund) 2021 Delinquent Tax	2022 Delinquent Tax	2023 Delinquent Tax	Unrestricted Treasurer's Fund	Land Reutilization
Operating revenues					
Charges for services		\$ 33,817	\$ 115,454	\$ 11,979	\$ 1,063
Interest and penalties		92,965	184,758	-	-
Premiums - health insurance		-	-	-	-
Other		-	-	-	-
Total operating revenues		<u>126,782</u>	<u>300,212</u>	<u>11,979</u>	<u>1,063</u>
Operating expenses					
Contractual services		229	1,402	-	-
Employee health care and other insurance		-	-	-	-
Depreciation		-	-	-	-
Other services and charges		-	-	11,730	12,992
Total operating expenses		<u>229</u>	<u>1,402</u>	<u>11,730</u>	<u>12,992</u>
Operating income (loss)		126,553	298,810	249	(11,929)
Nonoperating revenues					
Investment earnings		<u>32,064</u>	<u>16,398</u>	<u>174,601</u>	<u>29,431</u>
Income (loss) before transfers		<u>158,617</u>	<u>315,208</u>	<u>174,850</u>	<u>17,502</u>
Transfers					
Transfers in		-	-	933,890	-
Transfers out		-	-	(547,626)	(60,000)
Total transfers		<u>-</u>	<u>-</u>	<u>386,264</u>	<u>(60,000)</u>
Change in net position		<u>158,617</u>	<u>315,208</u>	<u>561,114</u>	<u>(42,498)</u>
Net position, beginning of year, as previously reported	\$ 441,491	307,750	-	7,282,358	-
Change within financial reporting entity	<u>(441,491)</u>	<u>-</u>	<u>1,160</u>	<u>-</u>	<u>970,451</u>
Net position, beginning of year, as adjusted	<u>-</u>	<u>307,750</u>	<u>1,160</u>	<u>7,282,358</u>	<u>970,451</u>
Net position, end of year	<u>\$ -</u>	<u>\$ 466,367</u>	<u>\$ 316,368</u>	<u>\$ 7,843,472</u>	<u>\$ 927,953</u>

The accompanying notes are an integral part of these basic financial statements.

Business-type Activities - Enterprise Funds		Governmental Activities
Nonmajor Enterprise Funds	Total	Internal Service Fund Self-Insurance
\$ 100,638	\$ 262,951	\$ -
74,937	352,660	-
-	-	1,765,021
6,674	6,674	-
<u>182,249</u>	<u>622,285</u>	<u>1,765,021</u>
180,167	181,798	-
-	-	2,168,067
47,573	47,573	-
4,856	29,578	-
<u>232,596</u>	<u>258,949</u>	<u>2,168,067</u>
(50,347)	363,336	(403,046)
<u>115,191</u>	<u>367,685</u>	<u>824</u>
64,844	731,021	(402,222)
31,500	965,390	-
(933,890)	(1,541,516)	-
(902,390)	(576,126)	-
(837,546)	154,895	(402,222)
4,063,406	12,095,005	430,571
(530,120)	-	-
<u>3,533,286</u>	<u>12,095,005</u>	<u>430,571</u>
<u>\$ 2,695,740</u>	<u>\$ 12,249,900</u>	<u>\$ 28,349</u>

COUNTY OF WEXFORD, MICHIGAN

Statement of Cash Flows

Proprietary Funds

For the Year Ended December 31, 2024

	Business-type Activities - Enterprise Funds				
	2022 Delinquent Tax	2023 Delinquent Tax	Unrestricted Treasurer's Fund	Land Reutilization	Nonmajor Enterprise Funds
Cash flows from operating activities					
Receipts from customers and users	\$ 980,634	\$ 1,889,570	\$ 15,287	\$ 154,392	\$ 505,854
Receipts from internal services provided	-	-	-	-	-
Payments to vendors	(229)	(17,991)	(11,730)	(12,992)	(182,464)
Delinquent taxes purchased	-	(2,899,043)	-	-	-
Net cash provided by (used in) operating activities	<u>980,405</u>	<u>(1,027,464)</u>	<u>3,557</u>	<u>141,400</u>	<u>323,390</u>
Cash flows from noncapital financing activities					
Net borrowing (repayment) of advances	(2,200,000)	2,399,043	591,552	-	(790,595)
Transfers in	-	-	933,890	-	31,500
Transfers out	-	-	(547,626)	(60,000)	(933,890)
Net cash provided by (used in) noncapital financing activities	<u>(2,200,000)</u>	<u>2,399,043</u>	<u>977,816</u>	<u>(60,000)</u>	<u>(1,692,985)</u>
Cash flows from investing activities					
Interest received	32,064	16,398	174,601	29,431	43,101
Net change in cash and short-term investments	<u>(1,187,531)</u>	<u>1,387,977</u>	<u>1,155,974</u>	<u>110,831</u>	<u>(1,326,494)</u>
Cash and short-term investments, beginning of year	1,978,351	17,749	3,680,091	1,530,492	1,741,761
Cash and short-term investments, end of year	<u>\$ 790,820</u>	<u>\$ 1,405,726</u>	<u>\$ 4,836,065</u>	<u>\$ 1,641,323</u>	<u>\$ 415,267</u>
Classified on the statement of net position as:					
Cash and short-term investments	\$ 790,820	\$ 1,405,726	\$ 4,836,065	\$ 1,641,323	\$ 295,323
Restricted cash and short-term investments	-	-	-	-	119,944
	<u>\$ 790,820</u>	<u>\$ 1,405,726</u>	<u>\$ 4,836,065</u>	<u>\$ 1,641,323</u>	<u>\$ 415,267</u>

Business-type Activities - Enterprise Funds	Governmental Activities
Total	Internal Service Fund Self-Insurance
\$ 3,545,737	\$ -
-	1,765,021
(225,406)	(1,901,574)
<u>(2,899,043)</u>	<u>-</u>
421,288	(136,553)
-	-
965,390	-
<u>(1,541,516)</u>	<u>-</u>
(576,126)	-
295,595	824
140,757	(135,729)
<u>8,948,444</u>	<u>286,593</u>
<u>\$ 9,089,201</u>	<u>\$ 150,864</u>
\$ 8,969,257	\$ 150,864
119,944	-
<u>\$ 9,089,201</u>	<u>\$ 150,864</u>

continued...

COUNTY OF WEXFORD, MICHIGAN

Statement of Cash Flows

Proprietary Funds

For the Year Ended December 31, 2024

	Business-type Activities - Enterprise Funds				
	2022 Delinquent Tax	2023 Delinquent Tax	Unrestricted Treasurer's Fund	Land Reutilization	Nonmajor Enterprise Funds
Cash flows from operating activities					
Operating income (loss)	\$ 126,553	\$ 298,810	\$ 249	\$ (11,929)	\$ (50,347)
Adjustments to reconcile operating income (loss) to net cash provided by (used in) operating activities:					
Depreciation	-	-	-	-	47,573
Change in landfill remediation liability	-	-	-	-	4,800
Change in:					
Accounts receivable	31,385	(45,842)	-	1,666	6,981
Taxes receivable	785,561	(1,145,955)	-	-	219,224
Accrued interest receivable	36,906	(117,888)	3,308	-	80,256
Prepays	-	-	-	-	-
Accounts payable	-	(16,589)	-	-	14,903
Accrued liabilities	-	-	-	-	-
Undistributed receipts	-	-	-	151,663	-
Net cash provided by (used in) operating activities	<u>\$ 980,405</u>	<u>\$ (1,027,464)</u>	<u>\$ 3,557</u>	<u>\$ 141,400</u>	<u>\$ 323,390</u>

The accompanying notes are an integral part of these basic financial statements.

Business-type Activities - Enterprise Funds	Governmental Activities
Total	Internal Service Fund Self-Insurance

\$ 363,336 \$ (403,046)

47,573 -
4,800 -

(5,810) -
(141,170) -
2,582 -

- 135,764
(1,686) -

- 130,729
151,663 -

\$ 421,288 \$ (136,553)

concluded

COUNTY OF WEXFORD, MICHIGAN

Statement of Fiduciary Net Position

Fiduciary Funds

December 31, 2024

Custodial Funds

Assets

Cash and short-term investments

\$ 338,971

Liabilities

Undistributed receipts

283,043

Net position

Restricted for individuals, organizations
and other governments

\$ 55,928

The accompanying notes are an integral part of these basic financial statements.

COUNTY OF WEXFORD, MICHIGAN

Statement of Changes in Fiduciary Net Position

Fiduciary Funds

For the Year Ended December 31, 2024

	Custodial Funds
Additions	
Taxes collected for other governments	\$ 10,340,619
County clerk collections	99,781
Inmate trust collections	429,484
Library penal fine collections	<u>227,424</u>
Total additions	<u>11,097,308</u>
Deductions	
Payments of taxes to other governments	10,340,619
County clerk distributions	99,781
Inmate trust distributions	455,005
Library penal fine distributions	<u>227,424</u>
Total deductions	<u>11,122,829</u>
Change in net position	(25,521)
Net position, beginning of year	<u>81,449</u>
Net position, end of year	<u><u>\$ 55,928</u></u>

The accompanying notes are an integral part of these basic financial statements.

COUNTY OF WEXFORD, MICHIGAN

Combining Statement of Net Position Discretely Presented Component Units

	September 30, 2024	December 31, 2024			Total
	Cadillac Wexford Transit Authority	Wexford County Airport Authority	Cadillac Wexford Public Library	Wexford County Road Commission	
Assets					
Cash and short-term investments	\$ 1,617,940	\$ 238,783	\$ 831,983	\$ 10,047,822	\$ 12,736,528
Accounts receivable	117,683	11,625	93	-	129,401
Taxes receivable	-	-	1,055,511	-	1,055,511
Due from other governments	276,098	21,687	-	2,189,456	2,487,241
Inventories	-	45,475	-	1,757,361	1,802,836
Prepays	152,425	39,152	6,458	-	198,035
Net pension asset	-	-	-	726,633	726,633
Net OPEB asset	-	-	-	144,852	144,852
Capital assets not being depreciated	445,960	125,000	-	9,055,299	9,626,259
Capital assets being depreciated, net	3,495,963	2,509,915	942,351	40,078,516	47,026,745
Total assets	6,106,069	2,991,637	2,836,396	63,999,939	75,934,041
Deferred outflows of resources					
Deferred pension amounts	529,994	-	168,658	2,356,429	3,055,081
Deferred OPEB amounts	-	-	-	13,298	13,298
Total deferred outflows of resources	529,994	-	168,658	2,369,727	3,068,379
Liabilities					
Accounts payable	66,295	9,679	8,555	180,762	265,291
Accrued liabilities	59,517	2,481	16,948	53,967	132,913
Due to other governments	-	-	26,063	863,826	889,889
Unearned revenue	-	7,706	-	37,679	45,385
Bonds, loans and other long-term liabilities:					
Due within one year	64,915	-	-	-	64,915
Due in more than one year	-	-	50,905	251,707	302,612
Net pension liability (due in more than one year)	539,066	-	561,809	-	1,100,875
Total liabilities	729,793	19,866	664,280	1,387,941	2,801,880
Deferred inflows of resources					
Property taxes levied for subsequent year	-	-	1,055,511	-	1,055,511
Deferred pension amounts	-	-	2,153	-	2,153
Total deferred inflows of resources	-	-	1,057,664	-	1,057,664
Net position					
Investment in capital assets	3,941,923	2,634,915	942,351	49,133,815	56,653,004
Restricted for:					
Pension	-	-	-	726,633	726,633
OPEB	-	-	-	144,852	144,852
Public library	-	-	49,695	-	49,695
Unrestricted	1,964,347	336,856	291,064	14,976,425	17,568,692
Total net position	\$ 5,906,270	\$ 2,971,771	\$ 1,283,110	\$ 64,981,725	\$ 75,142,876

The accompanying notes are an integral part of these basic financial statements.

COUNTY OF WEXFORD, MICHIGAN

Combining Statement of Activities Discretely Presented Component Units

	For the Year Ended				Total
	September 30, 2024	December 31, 2024			
		Cadillac Wexford Transit Authority	Wexford County Airport Authority	Cadillac Wexford Public Library	
Expenses					
Transit Authority	\$ 4,783,710	\$ -	\$ -	\$ -	\$ 4,783,710
Airport Authority	-	656,602	-	-	656,602
Public Library	-	-	1,208,479	-	1,208,479
Road Commission	-	-	-	11,717,181	11,717,181
Total expenses	<u>4,783,710</u>	<u>656,602</u>	<u>1,208,479</u>	<u>11,717,181</u>	<u>18,365,972</u>
Program revenues					
Charges for services	546,612	362,101	25,989	2,682,836	3,617,538
Operating grants and contributions	2,549,890	83,000	227,653	9,404,867	12,265,410
Capital grants and contributions	558,239	21,687	20,347	2,055,100	2,655,373
Total program revenues	<u>3,654,741</u>	<u>466,788</u>	<u>273,989</u>	<u>14,142,803</u>	<u>18,538,321</u>
Net revenue (expense)	<u>(1,128,969)</u>	<u>(189,814)</u>	<u>(934,490)</u>	<u>2,425,622</u>	<u>172,349</u>
General revenues					
Property taxes	710,746	-	950,910	-	1,661,656
Grants and contributions not restricted to specific programs	-	-	102,276	-	102,276
Unrestricted investment earnings	37,627	6,692	45,448	409,481	499,248
Gain on sale of capital assets	-	-	-	5,000	5,000
Other revenue	5,144	-	17,037	218,599	240,780
Total general revenues	<u>753,517</u>	<u>6,692</u>	<u>1,115,671</u>	<u>633,080</u>	<u>2,508,960</u>
Change in net position	<u>(375,452)</u>	<u>(183,122)</u>	<u>181,181</u>	<u>3,058,702</u>	<u>2,681,309</u>
Net position, beginning of year, as previously reported	6,281,722	3,154,893	1,109,814	61,923,023	72,469,452
Restatement	-	-	(7,885)	-	(7,885)
Net position, beginning of year, as restated	<u>6,281,722</u>	<u>3,154,893</u>	<u>1,101,929</u>	<u>61,923,023</u>	<u>72,461,567</u>
Net position, end of year	<u>\$ 5,906,270</u>	<u>\$ 2,971,771</u>	<u>\$ 1,283,110</u>	<u>\$ 64,981,725</u>	<u>\$ 75,142,876</u>

The accompanying notes are an integral part of these basic financial statements.

This page intentionally left blank.

NOTES TO FINANCIAL STATEMENTS

COUNTY OF WEXFORD, MICHIGAN

Notes to Financial Statements

1. SUMMARY OF SIGNIFICANT ACCOUNTING POLICIES

The financial statements of the County of Wexford, Michigan (the "County") have been prepared in conformity with generally accepted accounting principles (GAAP) as applied to governmental units. The Governmental Accounting Standards Board (GASB) is the accepted standard setting body for establishing governmental accounting and financial reporting principles. The more significant of the County's accounting policies are described below.

Reporting Entity

As required by generally accepted accounting principles, these financial statements present the government and its component units, entities for which the County is financially accountable. Blended component units, although legally separate entities, are, in substance, part of the government's operations and as such, data from these units are combined with data of the primary government. Discretely presented component units, on the other hand, are reported in a separate column in the combined financial statements to emphasize that they are legally separate from the government.

Blended Component Unit

Wexford County Building Authority – The Wexford County Building Authority is governed by a board which is appointed by the County Board of Commissioners. Its sole purpose is to finance and construct the County's public buildings. It is reported in the debt service funds and has a December 31 year-end. A separate report is not prepared for the Building Authority.

Discretely Presented Component Units

Cadillac Wexford Transit Authority (the "Transit Authority") – The Transit Authority's purpose is to provide public transportation services to the general public within the County. The County appoints the members of the Transit Authority Board. The Transit Authority is financed by Federal and State subsidies as well as a countywide voted millage. The Transit Authority's fiscal year ends on September 30. The Transit Authority is audited individually and complete financial statements can be obtained from the Transit Authority at 951 Casa Road, Cadillac, Michigan 49601.

Wexford County Airport Authority (the "Airport Authority") – The Airport Authority was organized to own and operate the Wexford County Airport in Cadillac, Michigan. The County is financially responsible for a portion of their activities. The Airport Authority Board is composed of seven members, four of whom are appointed by the County, with the remainder appointed by the City of Cadillac. Consequently, the County exercises effective control of its activities. The Airport Authority is audited individually and complete financial statements can be obtained from the Airport Authority at 8040 West 34 Road, Cadillac, Michigan 49601.

COUNTY OF WEXFORD, MICHIGAN

Notes to Financial Statements

Cadillac Wexford Public Library (the "Library") – The Library provides library services to the Wexford County area from its facilities located in Cadillac, as well as branches in Tustin and Mesick. The County appoints the members of the Library's Board and provides financial support. The Library Board is composed of ten members, six of whom are appointed by the County, with the remainder appointed by the City of Cadillac. The Library is audited individually and complete financial statements can be obtained from the Library at 411 South Lake Street, Cadillac, Michigan 49601.

Wexford County Road Commission (the "Road Commission") – The Road Commission is responsible for the maintenance and construction of the County road system. The County appoints the members of the Road Commission and is a direct beneficiary of the services provided. The Road Commission may not issue debt or levy a tax without the approval of the County Board of Commissioners. The Road Commission is audited individually and complete financial statements can be obtained from the Road Commission at 85 West M-115, Boon, Michigan 49601.

Complete financial statements for these discretely presented component units may be obtained at the entity's administrative offices listed above. Accordingly, the County has elected to omit substantially all note disclosures related to these component units in these financial statements.

Jointly Governed Organizations

District #10 Health Department (the "Health Department") – The County, in conjunction with nine other counties, has created the Health Department. The Board of the Health Department is composed of twenty members from each of the boards of the participating governments. The County appropriated \$216,186 to the Health Department for the year ended December 31, 2024.

Northern Lakes Community Mental Health ("NLCMH") – The County, in conjunction with five other counties, has created NLCMH. The Board of the NLCMH is composed of sixteen members from each of the boards of the participating governments. The County appropriated \$76,543 to the NLCMH for the year ended December 31, 2024.

Wexford-Missaukee Department of Human Services (the "DHS") – The County participates jointly in the operation of the DHS.

Government-wide and Fund Financial Statements

The government-wide financial statements (i.e., the statement of net position and the statement of activities) report information on all of the nonfiduciary activities of the primary government and its component units. For the most part, the effect of interfund activity has been removed from these statements. Governmental activities, which normally are supported by taxes and intergovernmental revenues, are reported separately from business-type activities, which rely to a significant extent on fees and charges for support. Likewise, the primary government is reported separately from certain component units for which the primary government is financially accountable.

COUNTY OF WEXFORD, MICHIGAN

Notes to Financial Statements

The statement of activities demonstrates the degree to which the direct expenses of a given function or segment are offset by program revenues. Direct expenses are those that are clearly identifiable with a specific function or segment. Program revenues include (1) charges to customers or applicants who purchase, use, or directly benefit from goods, services, or privileges provided by a given function or segment and (2) grants and contributions that are restricted to meeting the operational or capital requirements of a particular function or segment. Taxes and other items not properly included among program revenues are reported instead as general revenues.

Separate financial statements are provided for governmental funds, proprietary funds and fiduciary funds, even though the latter are excluded from the government-wide financial statements. Major individual governmental funds and major individual enterprise funds are reported as separate columns in the fund financial statements.

Measurement Focus, Basis of Accounting, and Financial Statement Presentation

The government-wide financial statements are reported using the *economic resources measurement focus* and the *accrual basis of accounting*, as are the proprietary fund and fiduciary fund financial statements. Revenues are recorded when earned and expenses are recorded when a liability is incurred, regardless of the timing of related cash flows. Property taxes are recognized as revenues in the year for which they are levied. Grants and similar items are recognized as revenue as soon as all eligibility requirements imposed by the provider have been met.

Governmental fund financial statements are reported using the *current financial resources measurement focus* and the *modified accrual basis of accounting*. Revenues are recognized as soon as they are both measurable and available. Revenues are considered to be available when they are collectible within the current period or soon enough thereafter to pay liabilities of the current period. For this purpose, the government considers revenues to be available if they are collected within 60 days or within one year for expenditure driven grants. For property taxes, "available" is defined as collected within the current period or expected to be purchased by the delinquent tax revolving fund in the subsequent year. Expenditures generally are recorded when a liability is incurred, as under accrual accounting. However, debt service expenditures, as well as expenditures related to compensated absences and claims and judgments, are recorded only when payment is due.

Property taxes, intergovernmental revenue, licenses, and interest associated with the current fiscal period are all considered to be susceptible to accrual and as such have been recognized as revenues of the current fiscal period. Only the portion of special assessments receivable due within the current fiscal period is considered to be susceptible to accrual as revenue of the current period. All other revenue items are considered to be measurable and available only when cash is received by the government.

COUNTY OF WEXFORD, MICHIGAN

Notes to Financial Statements

The County reports the following major governmental funds:

The *General Fund* is the government's primary operating fund. It accounts for all the financial resources of the general government, except those accounted for and reported in another fund.

The *Public Safety Special Revenue Fund* accounts for the proceeds from a voted millage that is to provide public safety services to County residents.

The *Community Development Block Grant Special Revenue Fund* accounts for the expenditure of grants from the U.S. Department of Housing and Urban Development as well as the repayment of loans made to residents of the County with funds from the same source.

The *Opioid Settlement Special Revenue Fund* accounts for the revenues and expenditures of the national opioid settlements.

The *Commission on Aging Special Revenue Fund* accounts for the revenues and expenditures of the planning and coordinating services for senior citizens.

The County reports the following major proprietary funds:

The *2022 Delinquent Tax Fund* accounts for the collection and remittance of delinquent property taxes levied in 2022. The fund will be closed out after the collection process has been completed.

The *2023 Delinquent Tax Fund* accounts for the collection and remittance of delinquent property taxes levied in 2023. The fund will be closed out after the collection process has been completed.

The *Unrestricted Treasurer's Fund* accounts for the surplus accumulated through the collection, administration, and operation of each specific delinquent tax fund. Use of this fund is subject to guidelines set forth in County Resolution 3-20, which has established the following priorities for use of these funds: 1) self-fund the delinquent tax distributions to various local governmental units; and 2) elimination of obligations for County debt where possible.

The *Land Reutilization Fund* accounts for the funds generated from foreclosures and auctions.

Additionally, the County reports the following fund types:

Special Revenue Funds are used to account for and report the proceeds of specific revenue sources that are restricted or committed to expenditure for specified purposes other than debt service or capital projects.

Debt Service Funds are used to account for and report financial resources that are restricted, committed, or assigned to expenditure for principal and interest.

COUNTY OF WEXFORD, MICHIGAN

Notes to Financial Statements

Enterprise Funds account for those operations that are financed and operated in a manner similar to private business or where the County has decided that the determination of revenues earned, costs incurred and/or net income is necessary for management accountability.

The *Internal Service Fund* accounts for the insurance activity of the County provided to other departments and funds on a cost reimbursement basis.

Custodial Funds are used to account for assets that the government holds for others in a custodial capacity (such as taxes collected for other governments).

As a general rule, the effect of interfund activity has been eliminated from the government-wide financial statements. Exceptions to this general rule are payments in lieu of taxes and various other functions of the government. Elimination of these charges would distort the direct costs and program revenues reported for the various functions concerned. The General Fund provides certain central services to other funds of the County which are presented as program expenses in the funds receiving services. The related General Fund revenue has been netted against program expense in the government-wide statement of activities.

Proprietary funds distinguish operating revenues and expenses from nonoperating items. Operating revenues and expenses generally result from providing services and producing and delivering goods in connection with a proprietary fund's principal ongoing operations. The principal operating revenues of the enterprise funds and of the government's internal service funds are charges to customers for sales and services. Operating expenses for enterprise funds and internal service funds include the cost of sales and services, administrative expenses, and depreciation on capital assets. All revenues and expenses not meeting this definition are reported as nonoperating revenues and expenses.

Restricted net position represents amounts that are subject to restrictions beyond the government's control. The restrictions may be externally imposed or imposed by law. When both restricted and unrestricted resources are available for use, it is the government's policy to use restricted resources first, then unrestricted resources as they are needed.

Assets, Deferred Outflows of Resources, Liabilities, Deferred Inflows of Resources and Equity

Cash and Short-term Investments

The government's cash and short-term investments include amounts in demand deposit accounts, certificates of deposit and investments with original maturities of three months or less from the date of acquisition. Short-term investments, exclusive of certificates of deposit, are stated at fair value. Certificates of deposit are carried at cost plus accrued interest, since the original maturity dates are less than one year or the certificates are non-participating (i.e., there is no available market for trade prior to maturity).

COUNTY OF WEXFORD, MICHIGAN

Notes to Financial Statements

State statutes and County policy authorize the County to invest in:

Bonds, securities and other obligations of the United States, or an agency or instrumentality of the United States.

Certificates of deposit, savings accounts, deposit accounts or depository receipts of a qualified financial institution.

Commercial paper rated at the time of purchase within the two highest classifications established by not less than two standard rating services and that matures not more than 270 days after the date of purchase.

Bankers' acceptances of United States banks.

Obligations of the State of Michigan and its political subdivisions, that, at the time of purchase are rated as investment grade by at least one standard rating service.

Mutual funds registered under the Investment Company Act of 1940 with the authority to purchase only investment vehicles that are legal for direct investment by a public corporation.

External investment pools as authorized by Public Act 20 as amended through December 31, 1997.

The County pools cash resources of various funds in order to facilitate the management of cash. Cash applicable to a particular fund is readily identifiable. The balance in the pooled cash accounts is available to meet current operating requirements. Cash in excess of current requirements is invested in various interest-bearing securities and disclosed as part of the County's investments.

Receivables and Payables

Transactions between funds that are representative of lending/borrowing arrangements outstanding at the end of the fiscal year are referred to as either "due to/from other funds" (i.e., the current portion of interfund loans) or "advances to/from other funds" (i.e., the noncurrent portion of interfund loans). All other outstanding balances between funds are reported as "due to/from other funds." Any residual balances outstanding between the governmental activities and business-type activities are reported in the government-wide financial statements as "internal balances."

Amounts due from other governments include amounts due from grantors for specific programs and capital projects. Program grants and capital grants for capital assets are recorded as receivables and revenues at the time eligible project costs are incurred. Revenues received in advance of eligible costs being incurred are considered unearned.

Loans receivable consists of Community Development Block Grant funds advanced to area residents for home improvements, which must be repaid by the homeowner upon sale or foreclosure. The County has an enforceable lien on such properties.

COUNTY OF WEXFORD, MICHIGAN

Notes to Financial Statements

Restricted Assets

Assets which are restricted for specified uses by bond debt requirements, grant provisions or other external requirements are classified as restricted assets.

Restricted assets in the Landfill enterprise fund relate to cash and investments required by the Michigan Department of Environment, Great Lakes and Energy for the continuing remediation obligations and groundwater contamination cleanup.

Leases

Lessee. The County is a lessee for a noncancelable lease of a building. The County recognizes a lease liability and an intangible right-to-use lease asset (lease asset) in the government-wide financial statements. The County recognizes lease liabilities with an initial, individual value of \$10,000 or more.

At the commencement of a lease, the County initially measures the lease liability at the present value of payments expected to be made during the lease term. Subsequently, the lease liability is reduced by the principal portion of lease payments made. The lease asset is initially measured as the initial amount of the lease liability, adjusted for lease payments made at or before the lease commencement date, plus certain initial direct costs. Subsequently, the lease asset is amortized on a straight-line basis over its useful life.

Key estimates and judgments related to leases include how the County determines (1) the discount rate it uses to discount the expected lease payments to present value, (2) lease term, and (3) lease payments. The County uses the interest rate charged by the lessor as the discount rate. When the interest rate charged by the lessor is not provided, the County generally uses its estimated incremental borrowing rate as the discount rate for leases. The lease term includes the noncancellable period of the lease. Lease payments included in the measurement of the lease liability are composed of fixed payments and purchase option price (if applicable) that the County is reasonably certain to exercise.

The County monitors changes in circumstances that would require a remeasurement of its lease and will remeasure the lease asset and liability if certain changes occur that are expected to significantly affect the amount of the lease liability.

Lessor. The County is a lessor for a noncancelable lease of a building. The County recognizes a lease receivable and a deferred inflow of resources in the government-wide and governmental fund financial statements.

At the commencement of a lease, the County initially measures the lease receivable at the present value of payments expected to be received during the lease term. Subsequently, the lease receivable is reduced by the principal portion of lease payments received. The deferred inflow of resources is initially measured as the initial amount of the lease receivable, adjusted for prepaid lease payments received at lease inception. Subsequently, the deferred inflow of resources is recognized as revenue over the life of the lease term.

COUNTY OF WEXFORD, MICHIGAN

Notes to Financial Statements

Key estimates and judgments include how the County determines (1) the discount rate it uses to discount the expected lease receipts to present value, (2) lease term, and (3) lease receipts. The County uses its estimated incremental borrowing rate as the discount rate for leases. The lease term includes the noncancellable period of the lease. Lease receipts included in the measurement of the lease receivable is composed of fixed payments from the lessee.

The County monitors changes in circumstances that would require a remeasurement of its lease and will remeasure the lease receivable if certain changes occur that are expected to significantly affect the amount of the lease receivable.

Prepays

Certain payments to vendors reflect costs applicable to future accounting periods and are recorded as prepaids in both the government-wide and fund financial statements.

Capital Assets

Capital assets, which include property, buildings and equipment, and infrastructure assets (e.g., roads, bridges, sidewalks, and similar items acquired or constructed since 1980), are reported in the applicable governmental or business-type activities columns in the government-wide financial statements. Capital assets are defined by the government as assets having a useful life in excess of three years and whose costs exceed \$10,000. Capital assets are stated at historical cost or estimated historical cost where actual cost information is not available. Donated capital assets are recorded at their estimated acquisition value as of the donation date.

The costs of normal maintenance and repairs that do not add to the value of the asset or materially extend asset lives are not capitalized. Major outlays for capital assets and improvements are capitalized as projects are constructed.

Property, infrastructure, buildings and equipment are depreciated/amortized using the straight-line method over the following estimated useful lives:

	Years
Building/improvements	10-60
Vehicles	5-10
Equipment and furniture	5-15
Leased building	10
Water distribution system	40

COUNTY OF WEXFORD, MICHIGAN

Notes to Financial Statements

Deferred Outflows of Resources

In addition to assets, the statement of financial position will sometimes report a separate section for deferred outflows of resources. This separate financial statement element represents a consumption of net assets that applies to a future period(s) and so will not be recognized as an outflow of resources (expense/expenditure) until then. The County reports deferred outflows of resources related to its pension and OPEB plans. In addition, the County reports deferred outflows of resources for the charge on advance bond refunding reported in the government-wide statement of net position, which results from the difference in the carrying value of refunded debt and its reacquisition price.

Compensated Absences

The County recognizes a liability for compensated absences for leave time that (1) has been earned for services previously rendered by employees, (2) accumulates and is allowed to be carried over to subsequent years, and (3) is more likely than not to be used as time off or settled during or upon separation from employment. Based on the criteria listed, two types of leave qualify for liability recognition for compensated absences – vacation and sick leave. The liability for compensated absences is reported as incurred in the government-wide financial statements. A liability for compensated absences is recorded in the governmental funds only if the liability has matured because of employee resignations or retirements. The liability for compensated absences includes salary-related benefits, where applicable.

Vacation. The County's policy permits employees to accumulate earned but unused vacation benefits. A liability for estimated value that will be used by employees as time off is included in the liability for compensated absences. The remaining earned leave is eligible for 50% payment at the employee's current pay rate upon separation from employment.

Sick Leave. The County's policy permits employees to accumulate earned but unused sick leave. A liability for estimated value that will be used by employees as time off is included in the liability for compensated absences. The remaining earned leave is eligible for 50% payment at the employee's current pay rate upon separation from employment.

Long-term Obligations

In the government-wide financial statements and proprietary fund types in the fund financial statements, long term debt and other long term obligations are reported as liabilities in the applicable governmental activities, business-type activities, or proprietary fund type statement of net position. Bond premiums and discounts are deferred and amortized over the life of the bonds using the straight-line method.

In the fund financial statements, governmental fund types recognize bond premiums and discounts, as well as bond issuance costs, during the current period. The face amount of debt issued is reported as other financing sources. Premiums received on debt issuances are reported as other financing sources while discounts on debt issuances are reported as other financing uses. Issuance costs, whether or not withheld from the actual debt proceeds received, are reported as debt service expenditures.

COUNTY OF WEXFORD, MICHIGAN

Notes to Financial Statements

Landfill Remediation Liability

The Wexford County Landfill was sold to a private entity on September 30, 2011. The County was determined by the Michigan Department of Environment, Great Lakes and Energy to have continuing remediation obligations for groundwater contamination cleanup which are reflected in the landfill remediation liability of \$318,300.

Deferred Inflows of Resources

In addition to liabilities, the statement of financial position will sometimes report a separate section for deferred inflows of resources. This separate financial statement element represents an acquisition of net assets that applies to a future period(s) and so will not be recognized as an inflow of resources (revenue) until that time. The governmental funds report unavailable revenues, which arises only under a modified accrual basis of accounting, from loans and other long-term receivables. These amounts are deferred and recognized as an inflow of resources in the period that the amounts become available. The County also reports deferred inflows of resources in the government-wide and governmental fund financial statements for property taxes levied during the year that are intended to finance future periods. In addition, the County reports deferred inflows of resources in the government-wide financial statements related to its pension plan. Finally, the County reports deferred inflows related to leases. The amounts are deferred and amortized over the remaining life of the lease.

Pensions and Other Postemployment Benefits

For purposes of measuring the net pension and OPEB assets/liabilities, deferred outflows of resources and deferred inflows of resources related to pensions and OPEB, and pension and OPEB expense, information about the fiduciary net position of the plans and additions to/deductions from the plan fiduciary net position have been determined on the same basis as they are reported by the plans. For this purpose, benefit payments (including refunds of employee contributions) are recognized when due and payable in accordance with the benefit terms. Investments are reported at fair value.

Fund Balances

Governmental funds report nonspendable fund balance for amounts that cannot be spent because they are either (a) not in spendable form or (b) legally or contractually required to be maintained intact. Restricted fund balance is reported when externally imposed constraints are placed on the use of resources by grantors, contributors, or laws or regulations of other governments. Committed fund balance is reported for amounts that can only be used for specific purposes pursuant to constraints imposed by formal action of the Board of Commissioners (the government's highest level of decision-making authority). A formal resolution of the Board of Commissioners is required to establish, modify, or rescind a fund balance commitment. The County reports assigned fund balance for amounts that are constrained by the government's intent to be used for specific purposes, but are neither restricted nor committed. The Board of Commissioners has delegated the authority to assign fund balance to the County Administrator or his/her designee. Unassigned fund balance is the residual classification for the General Fund.

COUNTY OF WEXFORD, MICHIGAN

Notes to Financial Statements

When the government incurs an expenditure for purposes for which various fund balance classifications can be used, it is the government's policy to use restricted fund balance first, then committed fund balance, assigned fund balance, and finally unassigned fund balance.

Interfund Transactions

During the course of normal operations, the County has numerous transactions between funds and component units, including expenditures and transfers of resources to provide services, construct assets, and service debt. The accompanying financial statements generally reflect such transactions as transfers. Transfers between governmental or proprietary funds are netted as part of the reconciliation to the government-wide financial statements. Internal service funds are used to record charges for services to all County departments and funds as transfers or operating revenue. All County funds record these payments to the internal service funds as transfers or operating expenditures/expenses.

Use of Estimates

The preparation of financial statements in conformity with accounting principles generally accepted in the United States of America requires management to make estimates and assumptions that affect the amounts reported in the financial statements and accompanying notes. Actual results may differ from those estimates.

2. BUDGETARY INFORMATION

Budgets presented in the financial statements were prepared on the same basis as the accounting basis used to reflect actual results. The General Fund and special revenue funds are subject to legal budgetary accounting controls and all are budgeted annually. Debt service funds are also included in the budgetary process; however, State statutes do not require legally adopted budgets for such funds. The County follows these procedures in establishing the budgetary data reflected in the financial statements:

1. Each September, after receiving input from individual departments, the Board of Commissioners prepares an operating budget for the fiscal year commencing the first day of the following fiscal year.
2. Public hearings are conducted to obtain taxpayer comments.
3. Prior to the first day of the following fiscal year, the budget is legally enacted through passage of a resolution.
4. Budgets for the General Fund and special revenue funds are adopted on a basis consistent with generally accepted accounting principles (GAAP).

COUNTY OF WEXFORD, MICHIGAN

Notes to Financial Statements

5. Budgets are adopted and are authorized by resolution at the department level within funds by the County Board of Commissioners. This is the local legal level of budgetary control. All unexpended and unobligated appropriations lapse at year-end.
6. Adoption and amendments of all budgets used by the County are governed by Public Act 621, which was followed during the year. The appropriations resolution is based on the projected expenditures budget of the department heads of the County. Any amendment to the original budget must meet the requirements of Public Act 621. Any revisions that alter the total expenditures of any fund must be approved by the County Board of Commissioners.

3. EXCESS OF EXPENDITURES OVER BUDGET

P.A. 621 of 1978, as amended, provides that a local unit shall not incur expenditures in excess of the amount budgeted. The approved budgets of the County were adopted on the department level basis for all governmental funds, which is the legal level of control. During the year ended December 31, 2024 the County incurred expenditures which were in excess of the amounts appropriated, as follows:

	Total Appropriations	Amount of Expenditures	Budget Variance
General Fund			
Legislative:			
County commission	\$ 122,932	\$ 124,859	\$ 1,927
Judicial:			
District court	761,190	1,347,810	586,620
Family counseling	69,725	71,560	1,835
General government:			
Forest roads	120,000	121,651	1,651
Public safety:			
Sheriff	3,156,845	3,174,780	17,935
Recreation and culture:			
Civic center	65,839	67,861	2,022
Transfers out	641,016	680,542	39,526

4. DEPOSITS AND INVESTMENTS

Following is a reconciliation of deposit and investment balances for the primary government at year-end:

Statement of Net Position

Cash and short-term investments	\$ 28,142,559
Restricted cash and investments	1,496,866

Statement of Fiduciary Net Position

Cash and short-term investments	<u>338,971</u>
---------------------------------	----------------

Total deposits and investments \$ 29,978,396

COUNTY OF WEXFORD, MICHIGAN

Notes to Financial Statements

Deposits and investments

Bank deposits:	
Checking and savings accounts	\$ 23,292,029
Certificates of deposit	2,371,786
Investments:	
Money market	1,376,922
Michigan CLASS government investment pool	2,935,991
Cash on hand	<u>1,668</u>
Total deposits and investments	<u>\$ 29,978,396</u>

Interest Rate Risk. State law limits the allowable investments and the maturities of some of the allowable investments as identified in the summary of significant accounting policies. The County's investment policy does not have specific limits in excess of state law on investment maturities as a means of managing its exposure to fair value losses arising from increasing interest rates. The County's investments do not have fixed maturity dates.

Credit Risk. State law limits investments to specific government securities, certificates of deposits and bank accounts with qualified financial institutions, commercial paper with specific maximum maturities and ratings when purchased, bankers acceptances of specific financial institutions, qualified mutual funds and qualified external investment pools as identified in the list of authorized investments in the summary of significant accounting policies. The County's investment policy does not have specific limits in excess of state law on investment credit risk. The investment in Michigan CLASS is rated at AAAM by Standard and Poor's. The County's money market is not rated.

Custodial Credit Risk – Deposits. Custodial credit risk is the risk that in the event of a bank failure, the County's deposits may not be returned. State law does not require and the County does not have a policy for deposit custodial credit risk. As of year-end, \$24,371,216 of the primary government's combined bank balance of \$25,871,216 was exposed to custodial credit risk because it was uninsured and uncollateralized. The County believes that due to the dollar amounts of cash deposits and the limits of FDIC insurance, it is impractical to insure all bank deposits. As a result, the County evaluates each financial institution with which it deposits County funds and assesses the level of risk of each institution; only those institutions with an acceptable level are used as depositories.

Custodial Credit Risk – Investments. Investments are exposed to custodial credit risk if the securities are unsecured, unregistered or held by a counterparty or its agency but not in the government's name. All investments are held in the name of the County, and thus are not exposed to custodial credit risk.

Concentration of Credit Risk. State law limits allowable investments but does not limit concentration of credit risk as identified in the list of authorized investments in the summary of significant accounting policies. The County's investment policy does not have specific limits in excess of state law on concentration of credit risk. All investments held at year end are reported above.

COUNTY OF WEXFORD, MICHIGAN

Notes to Financial Statements

Fair Value. The County categorizes its fair value measurements within the fair value hierarchy established by generally accepted accounting principles. The hierarchy is based on the valuation inputs used to measure the fair value of the asset. Level 1 inputs are quoted prices in active markets for identical assets; Level 2 inputs are significant other observable inputs; Level 3 inputs are significant unobservable inputs. These levels are determined by the County's investment manager, and are determined at the fund level based on a review of the investment's class, structure, and what kind of securities are held in the funds. The investment manager will request the information from the fund manager, if necessary. The County had the following recurring fair value measurements as of December 31, 2024:

	Level 1	Level 2	Level 3	Total
Money market	\$ 1,376,922	\$ -	\$ -	\$ 1,376,922
Investments carried at net asset value:				
Michigan CLASS government investment pool				2,935,991
Total investments				\$ 4,312,913

The following is a description of the valuation methodology used for assets recorded at fair value. There have been no changes from the prior year in the methodologies used.

The money market investment classified as Level 1 of the fair value hierarchy is valued based on quoted market prices in active markets.

The County holds shares in Michigan CLASS government investment pool whereby the fair value of the investment is measured on a recurring basis using net asset value per share (or its equivalent) of the investment pool as a practical expedient.

At year end, the net asset value of the County's investment in Michigan CLASS government investment pool was \$2,935,991. The investment pool had no unfunded commitments, specific redemption frequency or redemption notice period required. The Michigan CLASS government investment pool invests in U.S. treasury obligations, federal agency obligations of the U.S. government, high-grade commercial paper (rated 'A-1' or better) collateralized bank deposits, repurchase agreements (collateralized at 102% by Treasuries and agencies), and approved money-market funds. The program seeks to provide safety, liquidity, convenience, and competitive rates of return, and is designed to meet the needs of Michigan public sector investors. It purchases securities that are legally permissible under state statutes and are available for investment by Michigan counties, cities, townships, school districts, authorities and other public agencies.

COUNTY OF WEXFORD, MICHIGAN

Notes to Financial Statements

5. RECEIVABLES

Receivables are comprised of the following at year-end:

	Governmental Activities	Business-type Activities
Accounts	\$ 1,739,313	\$ 55,792
Taxes (current)	4,002,809	-
Taxes (delinquent)	-	1,350,032
Interest	5,719	189,689
Due from other governments	600,790	-
Leases	62,756	-
Loans	1,205,450	-
	<u>\$ 7,616,837</u>	<u>\$ 1,595,513</u>

Of the amounts reported for receivables above, the following are not expected to be collected within one year:

	Governmental Activities	Business-type Activities
Accounts	\$ 1,143,223	\$ -
Leases	44,097	-
Loans	1,152,098	-
	<u>\$ 2,339,418</u>	<u>\$ -</u>

6. PAYABLES

Payables are comprised of the following at year-end:

	Governmental Activities	Business-type Activities
Accounts payable	\$ 482,709	\$ 17,320
Accrued liabilities	940,933	-
Undistributed receipts	-	713,370
Interest	138,942	-
	<u>\$ 1,562,584</u>	<u>\$ 730,690</u>

COUNTY OF WEXFORD, MICHIGAN

Notes to Financial Statements

7. CAPITAL ASSETS

Primary government

Capital asset activity for the primary government for the year-end was as follows:

	Beginning Balance	Additions	Disposals	Transfers	Ending Balance
Governmental Activities					
Capital assets, not being depreciated/ amortized					
Land	\$ 211,925	\$ -	\$ -	\$ -	\$ 211,925
Construction in progress	398,025	-	-	-	398,025
	<u>609,950</u>	<u>-</u>	<u>-</u>	<u>-</u>	<u>609,950</u>
Capital assets, being depreciated/ amortized:					
Buildings/improvements	27,148,169	177,959	(98,600)	-	27,227,528
Land improvements	21,557	-	-	-	21,557
Equipment and furniture	2,061,147	220,332	-	-	2,281,479
Vehicles	1,761,422	96,033	(64,055)	-	1,793,400
Lease building (Note 9)	277,662	-	-	-	277,662
	<u>31,269,957</u>	<u>494,324</u>	<u>(162,655)</u>	<u>-</u>	<u>31,601,626</u>
Less accumulated depreciation/ amortization for:					
Buildings/improvements	(5,190,758)	(502,880)	26,293	-	(5,667,345)
Land improvements	(2,695)	(2,156)	-	-	(4,851)
Equipment and furniture	(1,194,623)	(156,665)	-	-	(1,351,288)
Vehicles	(766,528)	(139,365)	25,622	-	(880,271)
Lease building (Note 9)	(60,035)	(34,707)	-	-	(94,742)
	<u>(7,214,639)</u>	<u>(835,773)</u>	<u>51,915</u>	<u>-</u>	<u>(7,998,497)</u>
Total capital assets being depreciated/ amortized, net	<u>24,055,318</u>	<u>(341,449)</u>	<u>(110,740)</u>	<u>-</u>	<u>23,603,129</u>
Governmental activities capital assets, net	<u>\$ 24,665,268</u>	<u>\$ (341,449)</u>	<u>\$ (110,740)</u>	<u>\$ -</u>	<u>\$ 24,213,079</u>
Business-type Activities					
Capital assets, being depreciated:					
Water distribution system	\$ 1,902,928	\$ -	\$ -	\$ -	\$ 1,902,928
Less accumulated depreciation for:					
Water distribution system	(618,101)	(47,573)	-	-	(665,674)
Business-type activities capital assets, net	<u>\$ 1,284,827</u>	<u>\$ (47,573)</u>	<u>\$ -</u>	<u>\$ -</u>	<u>\$ 1,237,254</u>

COUNTY OF WEXFORD, MICHIGAN

Notes to Financial Statements

Depreciation/amortization expense was charged to functions of the primary government as follows:

Depreciation/amortization of governmental activities by function

General government	\$ 294,717
Public safety	409,243
Recreation and culture	97,106
Judicial	<u>34,707</u>
	<u>\$ 835,773</u>

Depreciation of business-type activities by function

Water and wastewater	<u>\$ 47,573</u>
----------------------	------------------

At December 31, 2024, the County's governmental activities had outstanding commitments through construction contracts of approximately \$281,000.

8. BONDS, LOANS AND OTHER LONG-TERM LIABILITIES

Bonds, loans and other long-term liabilities activity for the year-end was as follows:

	Beginning Balance	Additions	Deductions	Ending Balance	Due Within One Year
Governmental activities					
Public placement					
2016 Limited Tax General Obligation					
Refunding Bonds, \$3,360,000, due in annual installments of \$180,000 to \$275,000 through February 1, 2032, interest at 2.38%, payable semi-annually	\$ 2,190,000	\$ -	\$ (215,000)	\$ 1,975,000	\$ 220,000
2019 Limited Tax General Obligation					
Bonds, \$1,200,000, due in annual installments of \$56,362 to \$72,855 through May 1, 2038, interest at 2.60%, payable semi-annually	966,394	-	(60,873)	905,521	62,456
	<u>3,156,394</u>	<u>-</u>	<u>(275,873)</u>	<u>2,880,521</u>	<u>282,456</u>

COUNTY OF WEXFORD, MICHIGAN

Notes to Financial Statements

	Beginning Balance	Additions	Deductions	Ending Balance	Due Within One Year
Governmental activities (concluded)					
Direct placement					
2016 USDA Community Facilities Loan Series 2016A, \$9,000,000, due in annual installments of \$130,000 to \$364,000 through August 1, 2056, interest at 2.75%, payable semi-annually	\$ 8,037,000	\$ -	\$ (153,000)	\$ 7,884,000	\$ 157,000
2016 USDA Community Facilities Loan Series 2016B, \$2,000,000, due in annual installments of \$29,000 to \$81,000 through August 1, 2056, interest at 2.75%, payable semi-annually	1,786,000	-	(34,000)	1,752,000	35,000
2016 USDA Community Facilities Loan Series 2016C, \$500,000, due in annual installments of \$7,000 to \$20,000 through August 1, 2056, interest at 2.75%, payable semi-annually	447,000	-	(9,000)	438,000	9,000
	<u>10,270,000</u>	<u>-</u>	<u>(196,000)</u>	<u>10,074,000</u>	<u>201,000</u>
Total governmental activities installment debt	13,426,394	-	(471,873)	12,954,521	483,456
Lease liability (Note 9)	223,519	-	(28,234)	195,285	29,041
Compensated absences	248,055	274,040	-	522,095	522,095
Total governmental activities	<u>\$ 13,897,968</u>	<u>\$ 274,040</u>	<u>\$ (500,107)</u>	<u>\$ 13,671,901</u>	<u>\$ 1,034,592</u>

The change in compensated absences above is a net change for the year.

COUNTY OF WEXFORD, MICHIGAN

Notes to Financial Statements

Annual debt service requirements to maturity for primary government installment long-term debt are as follows:

Year Ended December 31,	Governmental Activities			
	Public Placement		Direct Placement	
	Principal	Interest	Principal	Interest
2025	\$ 282,456	\$ 67,119	\$ 201,000	\$ 277,035
2026	289,080	60,179	206,000	271,508
2027	300,746	53,016	212,000	265,843
2028	312,455	45,573	217,000	260,012
2029	319,209	37,906	224,000	254,045
2030-2034	1,119,838	82,149	1,212,000	1,174,526
2035-2039	256,737	13,564	1,388,000	998,497
2040-2044	-	-	1,590,000	796,868
2045-2049	-	-	1,822,000	565,840
2050-2054	-	-	2,084,000	301,180
2055-2056	-	-	918,000	38,032
	<u>\$ 2,880,521</u>	<u>\$ 359,506</u>	<u>\$ 10,074,000</u>	<u>\$ 5,203,386</u>

9. LEASES

Lessee - The County is involved in an agreement as a lessee that qualifies as a long-term lease. Below is a summary of the nature of this agreement. The agreement qualifies as an intangible, right-to-use asset and not a financed purchase, as the County will not own the asset at the end of the contract term and the noncancelable term of the agreements surpasses one year.

The leased building and the related activity are included in Note 7, Capital Assets. The lease liability and related activity are presented in Note 8, Bonds, Loans and Other Long-term Liabilities.

Remaining Term of Agreement

Asset Type

Building

7 years

COUNTY OF WEXFORD, MICHIGAN

Notes to Financial Statements

The net present value of future minimum payments as of December 31, 2024 were as follows:

Year Ended December 31,	Governmental Activities	
	Principal	Interest
2025	\$ 29,041	\$ 4,578
2026	29,870	6,437
2027	30,724	8,488
2028	31,602	10,748
2029	32,505	13,233
2030-2031	41,543	33,667
Totals	\$ 195,285	\$ 77,151

Lessor - The County is involved in one agreement as a lessor that qualifies as a long-term lease. Below is a summary of this agreement. The agreement qualifies as a long-term lease agreement as the County will not surrender control of the asset at the end of the term and the noncancelable term of the agreement surpasses one year. Total lease revenue for the year ended December 31, 2024 was \$21,600.

Remaining Term of Agreement

Asset Type

Building

4 years

10. LANDFILL REMEDIATION LIABILITY

The County entered into an agreement in 2007 with the Michigan Department of Environment, Great Lakes and Energy requiring remedial action and operation and maintenance over a 30-year period for the Wexford County Landfill. The County and the MDEQ negotiated a settlement on this issue in an amount of \$4,040,000. The total future liability under this agreement is \$318,300 at December 31, 2024, an increase of \$4,800 from the balance of \$313,500 at December 31, 2023. The liability for this action plan was not assumed by the purchaser of the landfill, but remains with the County. The MDEQ mandated that \$1,100,000 of the sales proceeds be set aside in escrow for future payments on this liability. The balance of the escrow is reported as restricted investments in the landfill fund.

11. RISK MANAGEMENT

The County is exposed to various risks of loss related to torts; theft of, damage to, and destruction of assets; errors and omissions; injuries to employees; and natural disasters. The County joined together with other governmental units and created a public entity risk pool currently operating as a common risk management and insurance program. The participating governments pay an annual premium to the pool for general insurance coverage. The agreement provides that the pool will be self-sustaining through member premiums and will reinsure through commercial companies for claims in excess of \$75,000 for each insured event.

COUNTY OF WEXFORD, MICHIGAN

Notes to Financial Statements

The County continues to carry commercial insurance for all other risks of loss. Settled claims have not exceeded commercial coverage in any of the past three fiscal years.

The County manages its risks internally and has set aside assets for claim settlement in its Self-Insurance Internal Service Fund. This fund accounts for and finances the County's uninsured risk of loss. All funds of the County participate in the program and make payments to the fund based on estimated amounts required to pay prior and current year claims and to establish a reserve for catastrophic losses. This charge considers recent trends in actual claims experience of the County as a whole and makes provision for catastrophic losses.

Self-Insurance Fund liabilities are reported when it is probable that a loss has occurred and the amount of that loss can be reasonably estimated. Liabilities include an accumulation of case estimates for losses reported prior to the close of the accounting period and estimates for claims that have been incurred but not reported (including future claim adjustment expenses) based on past loss experience and consideration of current claim trends, as well as prevailing social, economic and local conditions.

The County is an individual member of the Michigan Municipal Risk Management Authority (MMRMA) for its property and general liability insurance coverage. The County makes annual contributions to MMRMA based on actuarial studies using historical data and insurance industry statistics. Such contributions as received by MMRMA are allocated between its general and member retention funds. Economic resources in the MMRMA's general fund are expended for reinsurance coverage, claim payments and certain general and administrative costs, whereas resources in the member retention fund are used for loss payments and defense costs up to the members' self-insured retention limits along with certain other member-specific costs. Changes in the balances of claims liabilities are as follows:

	Year Ended December 31,	
	2024	2023
Estimated liability, beginning of year	\$ 308,161	\$ 290,826
Estimated claims incurred	274,650	78,724
Claim payments	(143,921)	(61,389)
Estimated liability, end of year	\$ 438,890	\$ 308,161

12. PROPERTY TAXES

County General Fund property taxes are levied on July 1 of each year (the lien date) and are due in full by September 14, though they do not become delinquent until March 1 of the following year. For levies other than the General Fund, the lien date is December 1.

Property taxes are levied on the assessed taxable value of the property as established by local units, accepted by the County and equalized under State statute at approximately 50 percent of the current estimated market value.

COUNTY OF WEXFORD, MICHIGAN

Notes to Financial Statements

The net taxable value of real and personal property for 2024, for which revenue was recognized in the General Fund, was \$1,336,791,087. The general operating tax rate for this levy was 6.5848 mills. The taxable value of real and personal property for 2023, for which revenue was recognized in all other funds, was \$1,225,739,569. The tax rates for these voted levies were 1.4246, 0.1964, 0.0981, 0.9825 and 0.1669 mills assessed for public safety, animal control, services provided to veterans, senior citizens and MSU extension, respectively.

13. CONTINGENT LIABILITIES

From time to time the County may be a defendant in various lawsuits. Although the outcome of any potential lawsuits is not presently determinable, in the opinion of the County and its Corporate Counsel, the resolution of these matters will not have a material adverse effect on the financial condition of the County.

Amounts received or receivable from grantor agencies are subject to audit and adjustment by grantor agencies, principally the Federal government. Any disallowed claims, including amounts already collected, may constitute a liability of the applicable funds. The amount, if any, of expenditures which may be disallowed by the grantor cannot be determined at this time although the County expects such amounts, if any, to be immaterial.

14. PENSION BENEFIT PLANS

Defined Benefit Pension Plan

General Information About the Plan

Plan Description. The County's defined benefit pension plan provides certain retirement, disability and death benefits to plan members and beneficiaries. The County participates in the Municipal Employees Retirement System (MERS) of Michigan. MERS is an agent multiple-employer, statewide public employee pension plan established by the Michigan Legislature under Public Act 135 of 1945 and administered by a nine member Retirement Board. MERS issues a publicly available financial report that includes financial statements and required supplementary information. This report may be obtained accessing the MERS website at www.mersofmich.com.

Benefits Provided. Pension benefits vary by division/bargaining unit and are calculated as final average compensation (based on a 3 or 5 year period) and multipliers ranging from 1.5% to 2.5%. Participants are considered to be fully vested in the plan after 6 or 10 years. Normal retirement age is 60 with early retirement at age 50 with 25 years of service, age 55 with 15 years of service, or age 55 with 25 years of service, depending on division/bargaining unit.

COUNTY OF WEXFORD, MICHIGAN

Notes to Financial Statements

Employees Covered by Benefit Terms. At the December 31, 2023 valuation date, plan membership consisted of the following:

Inactive employees or beneficiaries currently receiving benefits	130
Inactive employees entitled to but not yet receiving benefits	56
Active employees	<u>134</u>
Total membership	<u><u>320</u></u>

Contributions. The employer is required to contribute amounts at least equal to the actuarially determined rate, as established by the MERS Retirement Board. The actuarially determined rate is the estimated amount necessary to finance the cost of benefits earned by employees during the year, with an additional amount to finance any unfunded accrued liability. In addition, the employer may establish contribution rates to be paid by its covered employees.

Employer and employee contribution amounts or rates, by division/bargaining unit, were as follows for the year ended December 31, 2024:

Division/Bargaining Unit	Status	Employer	Employee
01 - General	Closed	\$ 8,597	5.00%
02 - Sheriff 312	Closed	19,597	4.00%
11 - Court Employees	Closed	7,387	5.00%
12 - DPW Landfill Employees	Closed	1,595	2.04%
14 - Tech and Prof Assoc.	Closed	7,668	5.00%
15 - Non-Union	Closed	18,643	5.00%
16 - Elected Officials	Closed	7,493	4.08%
17 - Animal Control	Closed	442	5.00%
19 - Building Dept B	Closed	2,458	5.00%
20 - Dispatch	Closed	2,950	4.00%
21 - Command Officers Assoc.	Closed	18,183	6.98%
23 - Sheriff Non 312	Closed	9,926	5.00%
24 - Comm Correction	Closed	4,759	5.00%
HA - New Hires after 4/1/11	Open	8.14%	0.00%

Net Pension Liability. The County's net pension liability was measured as of December 31, 2024, and the total pension liability used to calculate the net pension liability was determined by an actuarial valuation as of December 31, 2023.

COUNTY OF WEXFORD, MICHIGAN

Notes to Financial Statements

Actuarial Assumptions. The total pension liability in the December 31, 2023 actuarial valuation was determined using the following actuarial assumptions, applied to all periods included in the measurement:

Inflation	2.50%
Salary increases	3.00% in the long-term
Investment rate of return	6.93%, net of investment and administrative expense including inflation

The base mortality tables used are constructed as described below and are based on amount weighted sex distinct rates:

- Pre-retirement mortality based on 100% of Pub-2010 Juvenile Mortality Tables for ages 0-17, 100% of PubG-2010 Employee Mortality Tables for Ages 18-80, and 100% of PubG-2010 Healthy Retiree Tables for ages 81-120
- Non-disabled retired plan members and beneficiaries mortality based on 106% of Pub-2010 Juvenile Mortality Tables for ages 0-17, 106% of PubG-2010 Employee Mortality Tables for Ages 18-49, and 106% of PubG-2010 Healthy Retiree Tables for ages 50-120
- Disabled retired plan members mortality based on 100% of Pub-2010 Juvenile Mortality Tables for ages 0-17, and 100% of PubNS-2010 Disabled Retiree Tables for ages 18-120

The actuarial assumptions used in the December 31, 2023 valuation were based on the results of the most recent actuarial experience study of 2014-2018.

Long-term Expected Rate of Return. The long-term expected rate of return on pension plan investments was determined using a model method in which the best-estimate ranges of expected future real rates of return (expected returns, net of investment and administrative expenses and inflation) are developed for each major asset class. These ranges are combined to produce the long-term expected rate of return by weighting the expected future real rates of return by the target asset allocation percentage and by adding expected inflation. The target allocation and best estimates of arithmetic real rates of return for each major asset class are summarized in the following table:

Asset Class	Target Allocation	Long-term Expected Real Rate of Return	Expected Money-Weighted Rate of Return
Global equity	60.00%	4.50%	2.70%
Global fixed income	20.00%	2.00%	0.40%
Private investments	20.00%	7.00%	1.40%
	<u>100.00%</u>		
Inflation			2.50%
Dedicated gains adjustment			-0.07%
Administrative expenses netted above			<u>0.25%</u>
Investment rate of return			<u>7.18%</u>

COUNTY OF WEXFORD, MICHIGAN

Notes to Financial Statements

In February 2022, the MERS Retirement Board adopted a Dedicated Gains Policy. The purpose of the Policy is to automatically reduce the assumed rate of investment return for annual actuarial valuation purposes if the plan year's market value of investment income exceeds the expected investment income. Investment performance measured for the one-year period ending December 31, 2023 resulted in current year excess gains for use in lowering the assumed rate of investment return, as reflected above.

Discount Rate. The discount rate used to measure the total pension liability as of December 31, 2024 was 7.18% (down from 7.25% at December 31, 2023). The projection of cash flows used to determine the discount rate assumes that employer and employee contributions will be made at the rates agreed upon for employees and the actuarially determined rates for employers. Based on these assumptions, the pension plan's fiduciary net position was projected to be available to pay all projected future benefit payments of current active and inactive employees. Therefore, the long-term expected rate of return on pension plan investments was applied to all periods of projected benefit payments to determine the total pension liability.

Changes in Net Pension Liability

The components of the change in the net pension liability are summarized as follows:

	Total Pension Liability (a)	Plan Fiduciary Net Position (b)	Net Pension Liability (a) - (b)
Balances at December 31, 2023	\$ 39,200,417	\$ 25,153,200	\$ 14,047,217
Changes for the year:			
Service cost	671,401	-	671,401
Interest	2,754,374	-	2,754,374
Differences between expected and actual experience	281,008	-	281,008
Changes in assumptions	300,850	-	300,850
Employer contributions	-	1,791,427	(1,791,427)
Employee contributions	-	101,468	(101,468)
Net investment income	-	1,871,395	(1,871,395)
Benefit payments, including refunds of employee contributions	(2,348,726)	(2,348,726)	-
Administrative expense	-	(55,629)	55,629
Other changes	(28,218)	-	(28,218)
Net changes	<u>1,630,689</u>	<u>1,359,935</u>	<u>270,754</u>
Balances at December 31, 2024	<u>\$ 40,831,106</u>	<u>\$ 26,513,135</u>	<u>\$ 14,317,971</u>

Changes in assumptions. Amounts reported as changes in assumptions resulted from a decrease in the assumed rate of return from 7.00% to 6.93%.

COUNTY OF WEXFORD, MICHIGAN

Notes to Financial Statements

Sensitivity of the Net Pension Liability to Changes in the Discount Rate. The following presents the net pension liability of the County, calculated using the discount rate of 7.18%, as well as what the County's net pension liability would be if it were calculated using a discount rate that is 1% lower (6.18%) or 1% higher (8.18%) than the current rate:

	1% Decrease (6.18%)	Current Discount Rate (7.18%)	1% Increase (8.18%)
County's net pension liability	<u>\$ 19,057,009</u>	<u>\$ 14,317,971</u>	<u>\$ 10,346,380</u>

Pension Plan Fiduciary Net Position. Detailed information about the pension plan's fiduciary net position is available in the separately issued Plan financial statements.

Pension Expense and Deferred Outflows of Resources and Deferred Inflows of Resources Related to Pensions

For the year ended December 31, 2024, the County recognized pension expense of \$2,960,404. The County reported deferred outflows/inflows of resources related to pensions from the following sources:

	Deferred Outflows of Resources	Deferred Inflows of Resources	Net Deferred Pension Amounts
Difference between expected and actual experience	\$ 553,254	\$ -	\$ 553,254
Changes in assumptions	831,623	-	831,623
Net difference between projected and actual earnings on pension plan investments	948,007	-	948,007
Total	<u>\$ 2,332,884</u>	<u>\$ -</u>	<u>\$ 2,332,884</u>

Amounts reported as deferred outflows/inflows of resources related to the pension will be recognized in pension expense as follows:

Year Ended December 31,	Amount
2025	\$ 1,438,748
2026	961,167
2027	(50,279)
2028	<u>(16,752)</u>
Total	<u>\$ 2,332,884</u>

Payable to the Pension Plan. At December 31, 2024, the County had \$161,214 payable for contributions to the pension plan.

COUNTY OF WEXFORD, MICHIGAN

Notes to Financial Statements

The net pension liability attributable to the governmental activities will be liquidated by the General Fund and all special revenue funds with eligible employees.

Defined Contribution Pension Plan

The County maintains a defined contribution plan, available for employees hired after April 1, 2011, administered by MERS as part of a hybrid pension plan. Participants are required to contribute between 1% and 15% of their annual salary into the plan based on percentage selected by participant. The County is not required to pay into the plan. Employee contributions are 100% vested immediately. Employer contributions (when made) are subject to a six year vesting schedule.

15. INTERFUND RECEIVABLES AND PAYABLES AND TRANSFERS

The composition of interfund balances at year-end was as follows:

Advances to and from primary government funds

	Advances to Other Funds	Advances from Other Funds
2022 Delinquent Tax	\$ -	\$ 607,881
2023 Delinquent Tax	-	2,399,043
Unrestricted Treasurer's fund	<u>3,006,924</u>	<u>-</u>
	<u>\$ 3,006,924</u>	<u>\$ 3,006,924</u>

Interfund advances are for the self-funding of the County's delinquent tax settlements. Instead of borrowing short-term tax anticipation notes, the County self-funds the annual settlement from the Unrestricted Treasurer's Fund. Advances are paid down as delinquent taxes are paid to the County.

For the year ended December 31, 2024, interfund transfers consisted of the following:

Transfers Out	Transfers in				Totals
	General Fund	Nonmajor Governmental Funds	Unrestricted Treasurer's Fund	Nonmajor Enterprise Funds	
General fund	\$ -	\$ 649,042	\$ -	\$ 31,500	\$ 680,542
Public safety	1,816,838	-	-	-	1,816,838
Nonmajor governmental funds	24,745	85,019	-	-	109,764
Unrestricted treasurer's fund	69,211	478,415	-	-	547,626
Land reutilization	60,000	-	-	-	60,000
Nonmajor enterprise funds	-	-	933,890	-	933,890
	<u>\$ 1,970,794</u>	<u>\$ 1,212,476</u>	<u>\$ 933,890</u>	<u>\$ 31,500</u>	<u>\$ 4,148,660</u>

COUNTY OF WEXFORD, MICHIGAN

Notes to Financial Statements

Transfers are generally used to: (1) move revenues from the fund that is required to collect them to the fund that is required or allowed to expend them; (2) move receipts restricted to or allowed for debt service from the funds collecting the receipts to the debt service fund as debt service payments become due; and (3) use unrestricted revenues collected in the General Fund to finance various programs accounted for in other funds in accordance with budgetary authorizations.

The transfer from the public safety fund to the general fund is used to support the public safety function for the County.

16. FUND BALANCES - GOVERNMENTAL FUNDS

Detailed information on fund balances of governmental funds is as follows:

	General Fund	Public Safety	Community Development Block Grant	Opioid Settlement	Commission on Aging	Nonmajor Governmental Funds	Total
Nonspendable:							
Prepays	\$ 61,897	\$ -	\$ -	\$ -	\$ -	\$ 2,548	\$ 64,445
Restricted for:							
Friend of the court	-	-	-	-	-	4,957	4,957
Animal control	-	-	-	-	-	259,609	259,609
Senior services	-	-	-	-	9,561	-	9,561
Building inspection	-	-	-	-	-	384,416	384,416
Public safety	1,951	162,133	-	-	-	368,675	532,759
Officer training	-	-	-	-	-	62,513	62,513
Register of deeds automation	-	-	-	-	-	104,780	104,780
Community development	-	-	98,661	-	-	-	98,661
Homestead audit	-	-	-	-	-	20,175	20,175
SCAAP grant	-	-	-	-	-	12,343	12,343
Veterans services	-	-	-	-	-	313,890	313,890
Concealed pistol licenses	-	-	-	-	-	184,453	184,453
MSU extension	-	-	-	-	-	206,756	206,756
Opioid settlement	-	-	-	482,033	-	-	482,033
Total restricted	1,951	162,133	98,661	482,033	9,561	1,922,567	2,676,906
Committed for:							
Child care	-	-	-	-	-	77,529	77,529
Courthouse expansion	-	-	-	-	-	750	750
Total committed	-	-	-	-	-	78,279	78,279
Unassigned	16,026,352	-	-	-	-	-	16,026,352
Total fund balances, governmental funds	\$ 16,090,200	\$ 162,133	\$ 98,661	\$ 482,033	\$ 9,561	\$ 2,003,394	\$ 18,845,982

COUNTY OF WEXFORD, MICHIGAN

Notes to Financial Statements

The County Board of Commissioners has adopted a resolution setting aside \$125,000 as a budget stabilization arrangement. The associated policy allows for appropriation from the fund for a variety of circumstances, subject to approval by a two thirds majority of the County Commissioners. This amount is included within the unassigned fund balance in accordance with GASB Statement No. 54, as the policy does not sufficiently limit the circumstances under which the stabilization funds may be accessed to qualify as committed fund balance.

17. NET INVESTMENT IN CAPITAL ASSETS

The composition of net investment in capital assets as of December 31, 2024, was as follows:

	Governmental Activities	Business-type Activities
Capital assets:		
Capital assets not being depreciated/ amortized	\$ 609,950	\$ -
Capital assets being depreciated/ amortized, net	<u>23,603,129</u>	<u>1,237,254</u>
	<u>24,213,079</u>	<u>1,237,254</u>
Related debt:		
Total bonds, loans and other liabilities	13,149,806	-
Deferred charge on refunding	(33,952)	-
	<u>13,115,854</u>	<u>-</u>
Net investment in capital assets	<u>\$ 11,097,225</u>	<u>\$ 1,237,254</u>

18. COMMITMENTS AND CONTINGENCIES

Letter of Credit

The State of Michigan under Public act 451, part 115, as amended, requires that bonds be established to cover the cost of closure and post-closure activities related to sanitary landfills, solid waste transfer facilities, incinerators and other. In compliance with this requirement, the County has available a letter of credit. The letter of credit totals \$318,300 to the benefit of the Michigan Department of Environment, Great Lakes and Energy as of September 26, 2024. There were no borrowings on the letter as of December 31, 2024.

COUNTY OF WEXFORD, MICHIGAN

Notes to Financial Statements

19. TAX ABATEMENTS

Industrial property tax abatements are granted in the State of Michigan under Public Act 198, as amended, to promote economic development, creation of jobs, and new or improvement facilities. The industrial facilities tax (IFT) exemption must be approved by both the local unit (after a public hearing is held) and the State of Michigan. IFT exemptions can cover real and/or personal property. By State law, the exemption must be applied for no later than six months after commencement of the project, and must be accompanied by a written agreement between the taxpayer and the local unit. An exemption allows for taxation on IFT property at 50% of the local property tax millage rate for a period of 1 to 12 years. Accordingly, such agreements meet the criteria of "tax abatements" under GASB Statement No. 77. Property taxes abated by the County in 2024 amounted to \$17,058 (\$11,924 related to the operating millage and \$5,134 related to special voted millages).

20. OPIOID SETTLEMENT

The County is part of a \$21 billion nationwide settlement reached in July 2021 to resolve all Opioids litigation brought by states and local political subdivisions against the three largest pharmaceutical distributors: McKesson, Cardinal Health, and AmerisourceBergen (Distributors), and a \$5 billion nationwide settlement with manufacturer Janssen Pharmaceuticals, Inc. and its parent company Johnson & Johnson (Janssen). The term of the settlement varies by entity; however, the County expects to receive eighteen (18) installments from the Distributors with the first two installments being paid early in 2023 and the remaining 16 installments expected to be made annually beginning in 2024. Additionally, the County expects to receive eleven (11) installments from Janssen with the first five installments being paid early in 2023 and the remaining installments expected to be made annually beginning in 2026. The County is currently allocated approximately 0.33% of the total State of Michigan local unit settlement and the total amount of the settlement is expected to be \$947,658 and \$218,712 from the Distributors and Janssen, respectively.

Between 2022 and 2024, additional settlements with various pharmacies and manufacturers were announced. The term of the settlement varies by pharmacy and manufacturer; however, the County has received installment payments in 2024. The total amount of these settlements is expected to be \$888,870. Additional settlements with other pharmacies and manufacturers may be forthcoming as well. However, as of December 31, 2024, any additional amounts to be allocated to and collected by the County were not able to be determined, and as such, no amounts have been reported related to these settlements in the financial statements.

The receivable for the various settlement agreements was recorded at the net present value, using a discount rate for payments to be received subsequent to 2025 of 3%. The net present value of the combined settlement payments to be received as of December 31, 2024 is \$1,272,902.

COUNTY OF WEXFORD, MICHIGAN

Notes to Financial Statements

21. ADJUSTMENTS AND RESTATEMENTS TO BEGINNING NET POSITION

For the year ended December 31, 2024, the County had the following adjustments to beginning net position:

	2021 Delinquent Tax	2023 Delinquent Tax	Land Reutilization	Nonmajor Enterprise Funds
Net position, beginning of year, as previously reported	\$ 441,491	\$ -	\$ -	\$ 4,063,406
Change within the financial reporting entity:				
Change from nonmajor to major fund	-	1,160	970,451	(971,611)
Change from major fund to nonmajor fund	(441,491)	-	-	441,491
Net position, beginning of year, as adjusted	<u>\$ -</u>	<u>\$ 1,160</u>	<u>\$ 970,451</u>	<u>\$ 3,533,286</u>

During the current year, the County implemented GASB Statement No. 101, *Compensated Absences*. The effects of the change in accounting principle are summarized below:

	Component Units
Net position, beginning of year, as previously reported	\$ 72,469,452
Restatement - GASB 101 implementation	<u>(7,885)</u>
Net position, beginning of year, as restated	<u>\$ 72,461,567</u>



REQUIRED SUPPLEMENTARY INFORMATION

COUNTY OF WEXFORD, MICHIGAN

Required Supplementary Information

MERS Agent Multiple-Employer Defined Benefit Pension Plan - Primary Government
Schedule of Changes in the County's Net Pension Liability and Related Ratios

	For the Year Ended December 31,			
	2024	2023	2022	2021
Total pension liability				
Service cost	\$ 671,401	\$ 598,035	\$ 526,589	\$ 498,013
Interest	2,754,374	2,691,311	2,502,475	2,438,136
Changes in benefit terms	-	-	-	-
Differences between expected and actual experience	281,008	335,845	374,534	404,719
Changes in assumptions	300,850	-	1,368,758	1,318,998
Benefit payments, including refunds of employee contributions	(2,348,726)	(2,258,106)	(2,219,555)	(2,130,132)
Other changes	(28,218)	(118,232)	35,389	(63,150)
Net change in total pension liability	<u>1,630,689</u>	<u>1,248,853</u>	<u>2,588,190</u>	<u>2,466,584</u>
Total pension liability, beginning of year	<u>39,200,417</u>	<u>37,951,564</u>	<u>35,363,374</u>	<u>32,896,790</u>
Total pension liability, end of year	<u>40,831,106</u>	<u>39,200,417</u>	<u>37,951,564</u>	<u>35,363,374</u>
Plan fiduciary net position				
Employer contributions	1,791,427	1,607,145	1,624,775	1,844,914
Employee contributions	101,468	115,902	143,812	127,890
Net investment income (loss)	1,871,395	2,554,709	(2,739,576)	3,281,354
Benefit payments, including refunds of employee contributions	(2,348,726)	(2,258,106)	(2,219,555)	(2,130,132)
Administrative expense	(55,629)	(54,191)	(48,586)	(37,583)
Net change in plan fiduciary net position	<u>1,359,935</u>	<u>1,965,459</u>	<u>(3,239,130)</u>	<u>3,086,443</u>
Plan fiduciary net position, beginning of year	<u>25,153,200</u>	<u>23,187,741</u>	<u>26,426,871</u>	<u>23,340,428</u>
Plan fiduciary net position, end of year	<u>26,513,135</u>	<u>25,153,200</u>	<u>23,187,741</u>	<u>26,426,871</u>
County's net pension liability	<u>\$ 14,317,971</u>	<u>\$ 14,047,217</u>	<u>\$ 14,763,823</u>	<u>\$ 8,936,503</u>
Plan fiduciary net position as a percentage of total pension liability	64.9%	64.2%	61.1%	74.7%
Covered payroll	\$ 7,702,407	\$ 7,462,609	\$ 6,222,462	\$ 6,544,818
County's net pension liability as a percentage of covered payroll	185.9%	188.2%	237.3%	136.5%

See notes to required supplementary information.

For the Year Ended December 31,					
2020	2019	2018	2017	2016	2015
\$ 488,191	\$ 457,859	\$ 435,413	\$ 413,766	\$ 447,451	\$ 440,718
2,314,086	2,384,981	2,301,304	2,281,542	2,166,430	2,096,030
-	(32,569)	-	-	-	-
(68,403)	(137,386)	196,647	(648,837)	(6,784)	-
934,040	-	-	-	1,451,805	-
(2,027,363)	(1,893,020)	(1,782,707)	(1,738,878)	(1,656,133)	(1,511,095)
38,152	(91,617)	(60,760)	(49,488)	(85,030)	(103,166)
1,678,703	688,248	1,089,897	258,105	2,317,739	922,487
31,218,087	30,529,839	29,439,942	29,181,837	26,864,098	25,941,611
32,896,790	31,218,087	30,529,839	29,439,942	29,181,837	26,864,098
1,654,471	1,161,398	1,731,033	914,964	811,992	790,703
135,632	139,572	121,007	127,423	141,358	159,240
2,660,109	2,559,640	(795,709)	2,369,166	1,906,875	(264,296)
(2,027,363)	(1,893,020)	(1,782,707)	(1,738,878)	(1,656,133)	(1,511,095)
(41,879)	(44,098)	(38,461)	(37,551)	(37,656)	(38,748)
2,380,970	1,923,492	(764,837)	1,635,124	1,166,436	(864,196)
20,959,458	19,035,966	19,800,803	18,165,679	16,999,243	17,863,439
23,340,428	20,959,458	19,035,966	19,800,803	18,165,679	16,999,243
\$ 9,556,362	\$ 10,258,629	\$ 11,493,873	\$ 9,639,139	\$ 11,016,158	\$ 9,864,855
71.0%	67.1%	62.4%	67.3%	62.2%	63.3%
\$ 6,177,699	\$ 5,907,042	\$ 5,282,911	\$ 5,004,252	\$ 4,597,331	\$ 4,998,247
154.7%	173.7%	217.6%	192.6%	239.6%	197.4%

COUNTY OF WEXFORD, MICHIGAN

Required Supplementary Information

MERS Agent Multiple-Employer Defined Benefit Pension Plan - Primary Government
 Schedule of Contributions

Fiscal Year Ended December 31,	Actuarially Determined Contribution	Contributions in Relation to the Actuarially Determined Contribution	Contribution (Deficiency) Excess	Covered Payroll	Contributions as Percentage of Covered Payroll
2015	\$ 790,703	\$ 790,703	\$ -	\$ 4,998,247	15.8%
2016	811,992	811,992	-	4,597,331	17.7%
2017	914,964	914,964	-	5,004,252	18.3%
2018	1,028,735	1,731,033	702,298	5,282,911	32.8%
2019	1,161,398	1,161,398	-	5,907,042	19.7%
2020	1,154,471	1,654,471	500,000	6,177,699	26.8%
2021	1,344,914	1,844,914	500,000	6,544,818	28.2%
2022	1,624,775	1,624,775	-	6,222,462	26.1%
2023	1,607,145	1,607,145	-	7,462,609	21.5%
2024	1,791,427	1,791,427	-	7,702,407	23.3%

See notes to required supplementary information.

COUNTY OF WEXFORD, MICHIGAN

Notes to Required Supplementary Information

MERS Agent Multiple-Employer Defined Benefit Pension Plan

Notes to the Schedule of Changes in the County's Net Pension Liability and Related Ratios

The amounts presented for each fiscal year were determined as of December 31 of the preceding year.

Changes in Assumptions. In 2016, amounts reported as changes of assumptions resulted primarily from adjustments to the mortality table to reflect longer lifetimes, decreases in the assumed rate of return, and changes in asset smoothing.

In 2020, amounts reported as changes of assumptions resulted primarily from a decrease in the assumed rate of return from 7.75% to 7.35%, and a decrease in the assumed rate of wage inflation from 3.75% to 3.00%.

In 2021, amounts reported as changes of assumptions related to updated demographic assumptions, including adjustments to the following actuarial assumptions: mortality, retirement, disability, and termination rates.

In 2022, amounts reported as changes of assumptions resulted from a decrease in the assumed rate of return from 7.35% to 7.00%.

In 2024, amounts reported as changes in assumptions resulted from a decrease in the assumed rate of return from 7.00% to 6.93%.

Notes to Schedule of Contributions

Valuation Date Actuarially determined contribution rates are calculated as of the December 31 that is 12 months prior to the beginning of the fiscal year in which contributions are reported.

Methods and assumptions used to determine contribution rates (2024, based on the 12/31/2022 actuarial valuation):

Actuarial cost method	Entry-age normal
Amortization method	Level percent of payroll, closed
Remaining amortization period	11-16 years for County divisions
Asset valuation method	5-year smooth market
Inflation	2.50%
Salary increases	3.00% in the long-term
Investment rate of return	7.00%, net of investment and administrative expense including inflation
Normal retirement age	Age 60

COUNTY OF WEXFORD, MICHIGAN

Notes to Required Supplementary Information

MERS Agent Multiple-Employer Defined Benefit Pension Plan

Mortality

- Pre-retirement mortality based on 100% of Pub-2010 Juvenile Mortality Tables for ages 0-17, 100% of PubG-2010 Employee Mortality Tables for Ages 18-80, and 100% of PubG-2010 Healthy Retiree Tables for ages 81-120
- Non-disabled retired plan members and beneficiaries mortality based on 106% of Pub-2010 Juvenile Mortality Tables for ages 0-17, 106% of PubG-2010 Employee Mortality Tables for Ages 18-49, and 106% of PubG-2010 Healthy Retiree Tables for ages 50-120
- Disabled retired plan members mortality based on 100% of Pub-2010 Juvenile Mortality Tables for ages 0-17, and 100% of PubNS-2010 Disabled Retiree Tables for ages 18-120

**COMBINING AND INDIVIDUAL FUND
FINANCIAL STATEMENTS AND SCHEDULES**

COUNTY OF WEXFORD, MICHIGAN

Detailed Schedule of Revenues, Expenditures and Changes in Fund Balance

Budget and Actual - General Fund

For the Year Ended December 31, 2024

	Original Budget	Final Budget	Actual	Actual Over (Under) Final Budget
Revenues				
Taxes - property	\$ 8,634,275	\$ 8,634,275	\$ 8,723,387	\$ 89,112
Licenses and permits	18,500	18,500	15,666	(2,834)
Intergovernmental	4,610,625	4,636,975	7,251,107	2,614,132
Charges for services:				
Court fees	676,704	676,704	661,547	(15,157)
Other fees	575,711	575,711	512,238	(63,473)
Other charges for services	1,164,356	1,164,356	1,280,210	115,854
Total charges for services	2,416,771	2,416,771	2,453,995	37,224
Fines and forfeitures	45,000	45,000	658,386	613,386
Interest and rents	33,395	33,395	356,440	323,045
Other revenues	316,033	396,047	401,141	5,094
Total revenues	16,074,599	16,180,963	19,860,122	3,679,159
Expenditures				
Current:				
Legislative:				
County commission	118,669	122,932	124,859	1,927
Judicial:				
Circuit court	344,369	332,869	315,021	(17,848)
District court	761,190	761,190	1,347,810	586,620
Friend of the court	1,082,709	1,082,709	982,522	(100,187)
Jury commission	5,050	5,050	3,669	(1,381)
Probate court	976,043	633,257	598,929	(34,328)
Probation and parole	2,700	2,700	1,964	(736)
Family counseling	62,119	69,725	71,560	1,835
Public defender	263,666	316,106	260,051	(56,055)
Court security	164,219	164,219	77,397	(86,822)
Total judicial	3,662,065	3,367,825	3,658,923	291,098

continued...

COUNTY OF WEXFORD, MICHIGAN

Detailed Schedule of Revenues, Expenditures and Changes in Fund Balance

Budget and Actual - General Fund
For the Year Ended December 31, 2024

	Original Budget	Final Budget	Actual	Actual Over (Under) Final Budget
Expenditures (continued)				
Current (continued):				
General government:				
Administrator	\$ 139,057	\$ 229,542	\$ 211,526	\$ (18,016)
Elections	110,150	190,164	134,399	(55,765)
Clerk	434,104	434,104	396,020	(38,084)
Equalization	586,791	586,791	579,811	(6,980)
Prosecuting attorney	870,439	870,439	769,383	(101,056)
Prosecuting attorney cooperative reimbursement	75,647	75,647	70,680	(4,967)
Register of deeds	332,755	332,755	329,846	(2,909)
State survey and remonumentation	49,898	49,898	43,390	(6,508)
Treasurer	451,989	451,989	413,868	(38,121)
Building and grounds:				
Human services	135,100	135,100	112,627	(22,473)
District health	102,100	102,100	92,296	(9,804)
Jail	274,200	282,813	218,643	(64,170)
Maintenance	8,020	8,020	6,243	(1,777)
Building and grounds	485,267	553,336	508,070	(45,266)
Human Resources	80,429	3,364	2,364	(1,000)
Drain commission	64,327	88,311	56,505	(31,806)
Forest roads	120,000	120,000	121,651	1,651
American Rescue Plan	-	77,032	77,032	-
General services administration	898,356	1,053,981	941,729	(112,252)
Delinquent personal property tax administration	6,550	6,550	5,554	(996)
Law library	48,000	333,000	106,976	(226,024)
Total general government	5,273,179	5,984,936	5,198,613	(786,323)
Public safety:				
Sheriff	3,156,845	3,156,845	3,174,780	17,935
Secondary roads	144,686	144,686	50,538	(94,148)
Marine	34,931	34,931	14,239	(20,692)
Federal forest	4,000	4,000	3,690	(310)
Snowmobile	35,381	35,381	21,070	(14,311)
ORV grant	35,081	35,081	23,738	(11,343)
Jail	3,860,735	3,886,006	3,424,373	(461,633)
Emergency management	116,203	116,203	98,913	(17,290)
Total public safety	7,387,862	7,413,133	6,811,341	(601,792)
Public works:				
Sanitary landfill	57,000	57,000	45,026	(11,974)

continued...

COUNTY OF WEXFORD, MICHIGAN

Detailed Schedule of Revenues, Expenditures and Changes in Fund Balance

Budget and Actual - General Fund
For the Year Ended December 31, 2024

	Original Budget	Final Budget	Actual	Actual Over (Under) Final Budget
Expenditures (concluded)				
Current (concluded):				
Health and welfare:				
Special appropriations	\$ 554,700	\$ 554,700	\$ 465,309	\$ (89,391)
Contagious diseases	500	500	327	(173)
Medical examiner	107,400	107,400	86,884	(20,516)
Veteran's burial	10,000	10,000	3,900	(6,100)
Total health and welfare	<u>672,600</u>	<u>672,600</u>	<u>556,420</u>	<u>(116,180)</u>
Recreation and culture:				
Civic center	<u>57,500</u>	<u>65,839</u>	<u>67,861</u>	<u>2,022</u>
Capital outlay	<u>288,493</u>	<u>288,493</u>	<u>194,310</u>	<u>(94,183)</u>
Total expenditures	<u>17,517,368</u>	<u>17,972,758</u>	<u>16,657,353</u>	<u>(1,315,405)</u>
Revenues over (under) expenditures	<u>(1,442,769)</u>	<u>(1,791,795)</u>	<u>3,202,769</u>	<u>4,994,564</u>
Other financing sources (uses)				
Transfers in	2,026,299	2,433,111	1,970,794	(462,317)
Transfers out	<u>(583,230)</u>	<u>(641,016)</u>	<u>(680,542)</u>	<u>39,526</u>
Total other financing sources (uses)	<u>1,443,069</u>	<u>1,792,095</u>	<u>1,290,252</u>	<u>(501,843)</u>
Net change in fund balance	300	300	4,493,021	4,492,721
Fund balances, beginning of year	<u>11,597,179</u>	<u>11,597,179</u>	<u>11,597,179</u>	<u>-</u>
Fund balance, end of year	<u>\$ 11,597,479</u>	<u>\$ 11,597,479</u>	<u>\$ 16,090,200</u>	<u>\$ 4,492,721</u>

concluded

This page intentionally left blank.

COUNTY OF WEXFORD, MICHIGAN

Combining Balance Sheet
 Nonmajor Governmental Funds
 December 31, 2024

	Special Revenue Funds				
	Friend of the Court	Animal Control	Building Inspection	Homestead Audit	Register of Deeds Automation
Assets					
Cash and short-term investments	\$ 4,634	\$ 284,768	\$ 396,611	\$ 20,175	\$ 104,460
Accounts receivable	323	-	-	-	320
Property taxes receivable	-	234,792	-	-	-
Due from other governments	-	-	-	-	-
Prepays	-	-	89	-	-
Total assets	<u>\$ 4,957</u>	<u>\$ 519,560</u>	<u>\$ 396,700</u>	<u>\$ 20,175</u>	<u>\$ 104,780</u>
Liabilities					
Accounts payable	\$ -	\$ 1,867	\$ 2,849	\$ -	\$ -
Accrued liabilities	-	5,807	9,346	-	-
Unearned revenue	-	-	-	-	-
Total liabilities	<u>-</u>	<u>7,674</u>	<u>12,195</u>	<u>-</u>	<u>-</u>
Deferred inflows of resources					
Property taxes levied for subsequent year	-	252,277	-	-	-
Fund balances					
Nonspendable	-	-	89	-	-
Restricted	4,957	259,609	384,416	20,175	104,780
Committed	-	-	-	-	-
Total fund balances	<u>4,957</u>	<u>259,609</u>	<u>384,505</u>	<u>20,175</u>	<u>104,780</u>
Total liabilities, deferred inflows of resources and fund balances	<u>\$ 4,957</u>	<u>\$ 519,560</u>	<u>\$ 396,700</u>	<u>\$ 20,175</u>	<u>\$ 104,780</u>



Special Revenue Funds

911 Wireless	Corrections Officer Training	Family Counseling Services	SCAAP Grant	Michigan Justice Training	Juvenile Justice	Child Care
\$ 97,352	\$ 23,218	\$ -	\$ 12,343	\$ 43,536	\$ 5,769	\$ 271
261,512	-	-	-	-	-	-
-	-	-	-	-	-	-
41,969	-	-	-	-	5,479	86,878
-	-	-	-	-	-	-
<u>\$ 400,833</u>	<u>\$ 23,218</u>	<u>\$ -</u>	<u>\$ 12,343</u>	<u>\$ 43,536</u>	<u>\$ 11,248</u>	<u>\$ 87,149</u>
\$ 9,281	\$ -	\$ -	\$ -	\$ 4,241	\$ 41	\$ 4,339
34,084	-	-	-	-	-	5,281
-	-	-	-	-	-	-
<u>43,365</u>	<u>-</u>	<u>-</u>	<u>-</u>	<u>4,241</u>	<u>41</u>	<u>9,620</u>
-	-	-	-	-	-	-
-	-	-	-	-	-	-
357,468	23,218	-	12,343	39,295	11,207	-
-	-	-	-	-	-	77,529
<u>357,468</u>	<u>23,218</u>	<u>-</u>	<u>12,343</u>	<u>39,295</u>	<u>11,207</u>	<u>77,529</u>
<u>\$ 400,833</u>	<u>\$ 23,218</u>	<u>\$ -</u>	<u>\$ 12,343</u>	<u>\$ 43,536</u>	<u>\$ 11,248</u>	<u>\$ 87,149</u>

continued...

COUNTY OF WEXFORD, MICHIGAN

Combining Balance Sheet
 Nonmajor Governmental Funds
 December 31, 2024

	Special Revenue Funds				Debt Service Funds
	Department of Veteran's Services	CPL Tech	MSU Extension	Indigent Defense	Courthouse Expansion
Assets					
Cash and short-term investments	\$ 327,794	\$ 185,589	\$ 216,805	\$ 503,185	\$ 750
Accounts receivable	-	-	-	140	-
Property taxes receivable	117,163	-	204,259	-	-
Due from other governments	-	-	-	-	-
Prepays	-	-	-	2,459	-
Total assets	<u>\$ 444,957</u>	<u>\$ 185,589</u>	<u>\$ 421,064</u>	<u>\$ 505,784</u>	<u>\$ 750</u>
Liabilities					
Accounts payable	\$ 1,249	\$ 1,136	\$ -	\$ 3,974	\$ -
Accrued liabilities	3,931	-	-	33,864	-
Unearned revenue	-	-	-	465,487	-
Total liabilities	<u>5,180</u>	<u>1,136</u>	<u>-</u>	<u>503,325</u>	<u>-</u>
Deferred inflows of resources					
Property taxes levied for subsequent year	<u>125,887</u>	<u>-</u>	<u>214,308</u>	<u>-</u>	<u>-</u>
Fund balances					
Nonspendable	-	-	-	2,459	-
Restricted	313,890	184,453	206,756	-	-
Committed	-	-	-	-	750
Total fund balances	<u>313,890</u>	<u>184,453</u>	<u>206,756</u>	<u>2,459</u>	<u>750</u>
Total liabilities, deferred inflows of resources and fund balances	<u>\$ 444,957</u>	<u>\$ 185,589</u>	<u>\$ 421,064</u>	<u>\$ 505,784</u>	<u>\$ 750</u>



Debt Service Funds		
Jail Project	Dispatch Project	Total
\$ -	\$ -	\$ 2,227,260
-	-	262,295
-	-	556,214
-	-	134,326
-	-	2,548
<u>\$ -</u>	<u>\$ -</u>	<u>\$ 3,182,643</u>
\$ -	\$ -	\$ 28,977
-	-	92,313
-	-	465,487
<u>-</u>	<u>-</u>	<u>586,777</u>
-	-	592,472
-	-	2,548
-	-	1,922,567
-	-	78,279
<u>-</u>	<u>-</u>	<u>2,003,394</u>
<u>\$ -</u>	<u>\$ -</u>	<u>\$ 3,182,643</u>

concluded

COUNTY OF WEXFORD, MICHIGAN

Combining Statement of Revenues, Expenditures

and Changes in Fund Balances - Nonmajor Governmental Funds

For the Year Ended December 31, 2024

	Special Revenue Funds				
	Friend of the Court	Animal Control	Building Inspection	Homestead Audit	Register of Deeds Automation
Revenues					
Taxes	\$ -	\$ 240,275	\$ -	\$ -	\$ -
Licenses and permits	-	10,783	-	-	-
Intergovernmental	5,263	20,872	-	-	-
Charges for services	12,320	3,730	332,095	1,312	27,290
Interest and rent	114	2,555	2,465	144	702
Other	-	3,767	-	-	-
Total revenues	<u>17,697</u>	<u>281,982</u>	<u>334,560</u>	<u>1,456</u>	<u>27,992</u>
Expenditures					
Current:					
Judicial	-	-	-	-	-
General government	-	-	-	118	28,163
Public safety	-	250,963	231,825	-	-
Health and welfare	-	-	-	-	-
Capital outlay	-	-	-	-	-
Debt service:					
Principal	-	-	-	-	-
Interest and fiscal charges	-	-	-	-	-
Total expenditures	<u>-</u>	<u>250,963</u>	<u>231,825</u>	<u>118</u>	<u>28,163</u>
Revenues over (under) expenditures	<u>17,697</u>	<u>31,019</u>	<u>102,735</u>	<u>1,338</u>	<u>(171)</u>
Other financing sources (uses)					
Transfers in	-	-	-	-	-
Transfers out	(22,100)	-	-	-	-
Total other financing sources (uses)	<u>(22,100)</u>	<u>-</u>	<u>-</u>	<u>-</u>	<u>-</u>
Net change in fund balances	<u>(4,403)</u>	<u>31,019</u>	<u>102,735</u>	<u>1,338</u>	<u>(171)</u>
Fund balances, beginning of year	<u>9,360</u>	<u>228,590</u>	<u>281,770</u>	<u>18,837</u>	<u>104,951</u>
Fund balances, end of year	<u>\$ 4,957</u>	<u>\$ 259,609</u>	<u>\$ 384,505</u>	<u>\$ 20,175</u>	<u>\$ 104,780</u>

Special Revenue Funds						
911 Wireless	Corrections Officer Training	Family Counseling Services	SCAAP Grant	Michigan Justice Training	Juvenile Justice	Child Care
\$ -	\$ -	\$ -	\$ -	\$ -	\$ -	\$ -
-	-	2,640	-	-	-	-
1,234,425	-	-	-	42,913	36,406	407,707
-	7,080	-	-	-	-	5
899	-	5	-	-	-	18
-	-	-	-	-	75	-
<u>1,235,324</u>	<u>7,080</u>	<u>2,645</u>	<u>-</u>	<u>42,913</u>	<u>36,481</u>	<u>407,730</u>
-	-	-	-	-	-	-
-	-	-	-	-	-	-
1,033,253	-	-	-	8,516	-	-
-	-	-	-	-	29,024	632,328
115,858	-	-	-	-	-	-
-	-	-	-	-	-	-
-	-	-	-	-	-	-
<u>1,149,111</u>	<u>-</u>	<u>-</u>	<u>-</u>	<u>8,516</u>	<u>29,024</u>	<u>632,328</u>
86,213	7,080	2,645	-	34,397	7,457	(224,598)
-	-	-	-	-	-	280,786
<u>(85,019)</u>	<u>-</u>	<u>(2,645)</u>	<u>-</u>	<u>-</u>	<u>-</u>	<u>-</u>
<u>(85,019)</u>	<u>-</u>	<u>(2,645)</u>	<u>-</u>	<u>-</u>	<u>-</u>	<u>280,786</u>
1,194	7,080	-	-	34,397	7,457	56,188
356,274	16,138	-	12,343	4,898	3,750	21,341
<u>\$ 357,468</u>	<u>\$ 23,218</u>	<u>\$ -</u>	<u>\$ 12,343</u>	<u>\$ 39,295</u>	<u>\$ 11,207</u>	<u>\$ 77,529</u>

continued...

COUNTY OF WEXFORD, MICHIGAN

**Combining Statement of Revenues, Expenditures
and Changes in Fund Balances - Nonmajor Governmental Funds
For the Year Ended December 31, 2024**

	Special Revenue Funds				Debt Service Funds
	Department of Veteran's Services	CPL Tech	MSU Extension	Indigent Defense	Courthouse Expansion
Revenues					
Taxes	\$ 119,959	\$ -	\$ 204,137	\$ -	\$ -
Licenses and permits	-	-	-	-	-
Intergovernmental	17,837	-	13,585	1,278,775	-
Charges for services	-	24,162	-	-	-
Interest and rent	2,633	1,258	1,783	2,523	-
Other	-	-	-	-	-
Total revenues	140,429	25,420	219,505	1,281,298	-
Expenditures					
Current:					
Judicial	-	-	-	1,341,797	-
General government	-	-	173,681	-	-
Public safety	-	2,717	-	-	-
Health and welfare	155,930	-	-	-	-
Capital outlay	-	-	-	-	-
Debt service:					
Principal	-	-	-	28,234	215,000
Interest and fiscal charges	-	-	-	-	49,564
Total expenditures	155,930	2,717	173,681	1,370,031	264,564
Revenues over (under) expenditures	(15,501)	22,703	45,824	(88,733)	(264,564)
Other financing sources (uses)					
Transfers in	12,500	-	-	91,192	264,564
Transfers out	-	-	-	-	-
Total other financing sources (uses)	12,500	-	-	91,192	264,564
Net change in fund balances	(3,001)	22,703	45,824	2,459	-
Fund balances, beginning of year	316,891	161,750	160,932	-	750
Fund balances, end of year	\$ 313,890	\$ 184,453	\$ 206,756	\$ 2,459	\$ 750



Debt Service Funds		
Jail Project	Dispatch Project	Total
\$ -	\$ -	\$ 564,371
-	-	13,423
-	-	3,057,783
-	-	407,994
-	-	15,099
-	-	3,842
-	-	4,062,512
-	-	1,341,797
-	-	201,962
-	-	1,527,274
-	-	817,282
-	-	115,858
196,000	60,873	500,107
282,415	24,146	356,125
478,415	85,019	4,860,405
(478,415)	(85,019)	(797,893)
478,415	85,019	1,212,476
-	-	(109,764)
478,415	85,019	1,102,712
-	-	304,819
-	-	1,698,575
<u>\$ -</u>	<u>\$ -</u>	<u>\$ 2,003,394</u>

concluded

COUNTY OF WEXFORD, MICHIGAN

Combining Statement of Net Position

Nonmajor Enterprise Funds

December 31, 2024

	Cedar Creek Water	2019 Delinquent Tax	2020 Delinquent Tax	2021 Delinquent Tax
Assets				
Current assets:				
Cash and short-term investments	\$ 135,586	\$ -	\$ -	\$ -
Restricted cash and short-term investments	-	-	-	-
Accounts receivable	1,786	-	-	-
Accrued interest receivable	-	-	-	-
Total current assets	<u>137,372</u>	<u>-</u>	<u>-</u>	<u>-</u>
Noncurrent assets:				
Restricted investments	-	-	-	-
Capital assets being depreciated, net	1,237,254	-	-	-
Total noncurrent assets	<u>1,237,254</u>	<u>-</u>	<u>-</u>	<u>-</u>
Total assets	<u>1,374,626</u>	<u>-</u>	<u>-</u>	<u>-</u>
Liabilities				
Current liabilities:				
Accounts payable	-	-	-	-
Noncurrent liabilities:				
Landfill remediation liability	-	-	-	-
Total liabilities	<u>-</u>	<u>-</u>	<u>-</u>	<u>-</u>
Net position				
Investment in capital assets	1,237,254	-	-	-
Restricted for landfill	-	-	-	-
Unrestricted	137,372	-	-	-
Total net position	<u>\$ 1,374,626</u>	<u>\$ -</u>	<u>\$ -</u>	<u>\$ -</u>



2024 Delinquent Tax	Landfill	Recycling	Jail Commissary	Total
\$ 18,134	\$ -	\$ 47,306	\$ 94,297	\$ 295,323
-	119,944	-	-	119,944
-	-	-	-	1,786
131	-	-	-	131
<u>18,265</u>	<u>119,944</u>	<u>47,306</u>	<u>94,297</u>	<u>417,184</u>
-	1,376,922	-	-	1,376,922
-	-	-	-	1,237,254
-	<u>1,376,922</u>	-	-	<u>2,614,176</u>
<u>18,265</u>	<u>1,496,866</u>	<u>47,306</u>	<u>94,297</u>	<u>3,031,360</u>
17,144	-	-	176	17,320
-	318,300	-	-	318,300
<u>17,144</u>	<u>318,300</u>	-	<u>176</u>	<u>335,620</u>
-	-	-	-	1,237,254
-	1,178,566	-	-	1,178,566
<u>1,121</u>	-	<u>47,306</u>	<u>94,121</u>	<u>279,920</u>
<u>\$ 1,121</u>	<u>\$ 1,178,566</u>	<u>\$ 47,306</u>	<u>\$ 94,121</u>	<u>\$ 2,695,740</u>

COUNTY OF WEXFORD, MICHIGAN

Combining Statement of Revenues, Expenses and Changes in Fund Net Position - Nonmajor Enterprise Funds For the Year Ended December 31, 2024

	(Formerly Nonmajor Fund) Land Reutilization	Cedar Creek Water	2019 Delinquent Tax	2020 Delinquent Tax
Operating revenues				
Charges for services		\$ -	\$ -	\$ -
Interest and penalties		-	-	-
Other		6,674	-	-
Total operating revenues		<u>6,674</u>	<u>-</u>	<u>-</u>
Operating expenses				
Contractual services		76,112	-	-
Depreciation		47,573	-	-
Other services and charges		1,587	-	-
Total operating expenses		<u>125,272</u>	<u>-</u>	<u>-</u>
Operating income (loss)		(118,598)	-	-
Nonoperating revenues				
Investment earnings		30,265	-	-
Income (loss) before transfers		<u>(88,333)</u>	<u>-</u>	<u>-</u>
Transfers				
Transfers in		31,500	-	-
Transfers out		-	(427,074)	(38,050)
Total transfers		<u>31,500</u>	<u>(427,074)</u>	<u>(38,050)</u>
Change in net position		<u>(56,833)</u>	<u>(427,074)</u>	<u>(38,050)</u>
Net position, beginning of year, as previously reported	\$ 970,451	1,431,459	427,074	38,050
Change within financial reporting entity	<u>(970,451)</u>	<u>-</u>	<u>-</u>	<u>-</u>
Net position, beginning of year, as adjusted	<u>-</u>	<u>1,431,459</u>	<u>427,074</u>	<u>38,050</u>
Net position, end of year	<u>\$ -</u>	<u>\$ 1,374,626</u>	<u>\$ -</u>	<u>\$ -</u>

2021 Delinquent Tax	(Formerly Nonmajor Fund) 2023 Delinquent Tax	2024 Delinquent Tax	Landfill	Recycling	Jail Commissary	Total
\$ 39,980		\$ 658	\$ -	\$ -	\$ 60,000	\$ 100,638
74,538		399	-	-	-	74,937
-		-	-	-	-	6,674
<u>114,518</u>		<u>1,057</u>	<u>-</u>	<u>-</u>	<u>60,000</u>	<u>182,249</u>
99,255		-	4,800	-	-	180,167
-		-	-	-	-	47,573
-		-	-	-	3,269	4,856
<u>99,255</u>		<u>-</u>	<u>4,800</u>	<u>-</u>	<u>3,269</u>	<u>232,596</u>
15,263		1,057	(4,800)	-	56,731	(50,347)
12,012		64	72,090	341	419	115,191
<u>27,275</u>		<u>1,121</u>	<u>67,290</u>	<u>341</u>	<u>57,150</u>	<u>64,844</u>
-		-	-	-	-	31,500
<u>(468,766)</u>		<u>-</u>	<u>-</u>	<u>-</u>	<u>-</u>	<u>(933,890)</u>
<u>(468,766)</u>		<u>-</u>	<u>-</u>	<u>-</u>	<u>-</u>	<u>(902,390)</u>
<u>(441,491)</u>		<u>1,121</u>	<u>67,290</u>	<u>341</u>	<u>57,150</u>	<u>(837,546)</u>
-	\$ 1,160	-	1,111,276	46,965	36,971	4,063,406
<u>441,491</u>	<u>(1,160)</u>	<u>-</u>	<u>-</u>	<u>-</u>	<u>-</u>	<u>(530,120)</u>
<u>441,491</u>	<u>-</u>	<u>-</u>	<u>1,111,276</u>	<u>46,965</u>	<u>36,971</u>	<u>3,533,286</u>
<u>\$ -</u>	<u>\$ -</u>	<u>\$ 1,121</u>	<u>\$ 1,178,566</u>	<u>\$ 47,306</u>	<u>\$ 94,121</u>	<u>\$ 2,695,740</u>

COUNTY OF WEXFORD, MICHIGAN

Combining Statement of Cash Flows

Nonmajor Enterprise Funds

For the Year Ended December 31, 2024

	Cedar Creek Water	2019 Delinquent Tax	2020 Delinquent Tax	2021 Delinquent Tax
Cash flows from operating activities				
Receipts from customers and users	\$ 4,888	\$ -	\$ -	\$ 422,896
Payments to vendors	(79,802)	-	-	(99,255)
Net cash provided by (used in) operating activities	<u>(74,914)</u>	<u>-</u>	<u>-</u>	<u>323,641</u>
Cash flows from noncapital financing activities				
Net borrowing (repayment) of advances	-	427,074	38,050	(1,255,719)
Transfers in	31,500	-	-	-
Transfers out	-	(427,074)	(38,050)	(468,766)
Net cash provided by (used in) noncapital financing activities	<u>31,500</u>	<u>-</u>	<u>-</u>	<u>(1,724,485)</u>
Cash flows from investing activities				
Interest received	<u>30,265</u>	<u>-</u>	<u>-</u>	<u>12,012</u>
Net change in cash and short-term investments	(13,149)	-	-	(1,388,832)
Cash and short-term investments, beginning of year	<u>148,735</u>	<u>-</u>	<u>-</u>	<u>1,388,832</u>
Cash and short-term investments, end of year	<u>\$ 135,586</u>	<u>\$ -</u>	<u>\$ -</u>	<u>\$ -</u>
Classified on the statement of net assets as:				
Cash and short-term investments	\$ 135,586	\$ -	\$ -	\$ -
Restricted cash and short-term investments	-	-	-	-
	<u>\$ 135,586</u>	<u>\$ -</u>	<u>\$ -</u>	<u>\$ -</u>

2024 Delinquent Tax	Landfill	Recycling	Jail Commissary	Total
\$ 18,070	\$ -	\$ -	\$ 60,000	\$ 505,854
-	-	-	(3,407)	(182,464)
18,070	-	-	56,593	323,390
-	-	-	-	(790,595)
-	-	-	-	31,500
-	-	-	-	(933,890)
-	-	-	-	(1,692,985)
64	-	341	419	43,101
18,134	-	341	57,012	(1,326,494)
-	119,944	46,965	37,285	1,741,761
<u>\$ 18,134</u>	<u>\$ 119,944</u>	<u>\$ 47,306</u>	<u>\$ 94,297</u>	<u>\$ 415,267</u>
\$ 18,134	\$ -	\$ 47,306	\$ 94,297	\$ 295,323
-	119,944	-	-	119,944
<u>\$ 18,134</u>	<u>\$ 119,944</u>	<u>\$ 47,306</u>	<u>\$ 94,297</u>	<u>\$ 415,267</u>

continued...

COUNTY OF WEXFORD, MICHIGAN

Combining Statement of Cash Flows

Nonmajor Enterprise Funds
For the Year Ended December 31, 2024

	Cedar Creek Water	2019 Delinquent Tax	2020 Delinquent Tax	2021 Delinquent Tax
Cash flows from operating activities				
Operating income (loss)	\$ (118,598)	\$ -	\$ -	\$ 15,263
Adjustments to reconcile operating income (loss) to net cash provided by (used in) operating activities:				
Depreciation	47,573	-	-	-
Change in landfill remediation liability	-	-	-	-
Change in:				
Accounts receivable	(1,786)	-	-	8,767
Taxes receivable	-	-	-	219,224
Accrued interest receivable	-	-	-	80,387
Accounts payable	(2,103)	-	-	-
Net cash provided by (used in) operating activities	<u>\$ (74,914)</u>	<u>\$ -</u>	<u>\$ -</u>	<u>\$ 323,641</u>



2024 Delinquent Tax	Landfill	Recycling	Jail Commissary	Total
\$ 1,057	\$ (4,800)	\$ -	\$ 56,731	\$ (50,347)
-	-	-	-	47,573
-	4,800	-	-	4,800
-	-	-	-	6,981
-	-	-	-	219,224
(131)	-	-	-	80,256
<u>17,144</u>	<u>-</u>	<u>-</u>	<u>(138)</u>	<u>14,903</u>
<u>\$ 18,070</u>	<u>\$ -</u>	<u>\$ -</u>	<u>\$ 56,593</u>	<u>\$ 323,390</u>

concluded

COUNTY OF WEXFORD, MICHIGAN

Combining Statement of Fiduciary Net Position
 Custodial Funds
 December 31, 2024

	Trust And Agency	Estate Fund	Inmate Trust	Library Penal Fine	Total
Assets					
Cash and short-term investments	\$ 160,727	\$ 13,637	\$ 55,928	\$ 108,679	\$ 338,971
Liabilities					
Undistributed receipts	160,727	13,637	-	108,679	283,043
Net position					
Restricted for individuals, organizations and other governments	\$ -	\$ -	\$ 55,928	\$ -	\$ 55,928

COUNTY OF WEXFORD, MICHIGAN

Combining Statement of Changes in Fiduciary Net Position

Custodial Funds

For the Year Ended December 31, 2024

	Trust And Agency	Estate Fund	Inmate Trust	Library Penal Fine	Total
Additions					
Taxes collected for other governments	\$ 10,340,619	\$ -	\$ -	\$ -	\$ 10,340,619
County clerk collections	99,781	-	-	-	99,781
Inmate trust collections	-	-	429,484	-	429,484
Library penal fine collections	-	-	-	227,424	227,424
Total additions	10,440,400	-	429,484	227,424	11,097,308
Deductions					
Payments of taxes to other governments	10,340,619	-	-	-	10,340,619
County clerk distributions	99,781	-	-	-	99,781
Inmate trust distributions	-	-	455,005	-	455,005
Library penal fine distributions	-	-	-	227,424	227,424
Total deductions	10,440,400	-	455,005	227,424	11,122,829
Change in net position	-	-	(25,521)	-	(25,521)
Net position, beginning of year	-	-	81,449	-	81,449
Net position, end of year	\$ -	\$ -	\$ 55,928	\$ -	\$ 55,928

This page intentionally left blank.

SINGLE AUDIT ACT COMPLIANCE

This page intentionally left blank.

INDEPENDENT AUDITORS' REPORT ON THE SCHEDULE OF EXPENDITURES OF FEDERAL AWARDS REQUIRED BY THE UNIFORM GUIDANCE

June 25, 2025

Honorable Members of the
Board of Commissioners
County of Wexford, Michigan
Cadillac, Michigan

We have audited the financial statements of the governmental activities, the business-type activities, the aggregate discretely presented component units, each major fund, and the aggregate remaining fund information of the **County of Wexford, Michigan** (the "County"), as of and for the year ended December 31, 2024, and the related notes to the financial statements, which collectively comprise the County's basic financial statements. We have issued our report thereon dated June 25, 2025, which contained unmodified opinions on those financial statements. Our report includes a reference to other auditors. Our audit was conducted for the purpose of forming opinions on the financial statements that collectively comprise the County's basic financial statements. The accompanying schedule of expenditures of federal awards is presented for purposes of additional analysis as required by Title 2 U.S. Code of Federal Regulations Part 200, *Uniform Administrative Requirements, Cost Principles, and Audit Requirements for Federal Awards* (Uniform Guidance) and is not a required part of the basic financial statements. Such information is the responsibility of management and was derived from and relates directly to the underlying accounting and other records used to prepare the basic financial statements. The information has been subjected to the auditing procedures applied in the audit of the basic financial statements and certain additional procedures, including comparing and reconciling such information directly to the underlying accounting and other records used to prepare the basic financial statements or to the basic financial statements themselves, and other additional procedures in accordance with auditing standards generally accepted in the United States of America. In our opinion, the schedule of expenditures of federal awards is fairly stated, in all material respects, in relation to the basic financial statements as a whole.

Rehmann Loborn LLC



COUNTY OF WEXFORD, MICHIGAN

Schedule of Expenditures of Federal Awards

For the Year Ended December 31, 2024

Federal Agency / Cluster / Program Title	Assistance Listing Number	Passed Through	Pass-through / Grantor Number	Total Subawards	Federal Expenditures
U.S. Department of Agriculture					
Forest Service Schools and Roads Cluster:					
Schools and Roads - Grants to States	10.665	MDNR	-n/a-	\$ -	\$ 120,417
Community Facilities Loans and Grants	10.766	Direct	-n/a-	-	10,270,000
Total U.S. Department of Agriculture				-	10,390,417
U.S. Department of the Interior					
Payments in Lieu of Taxes	15.226	Direct	-n/a-	-	158,394
U.S. Department of the Treasury					
COVID-19 State and Local Fiscal Recovery Funds	21.027	Direct	-n/a-	-	3,420,934
Local Assistance and Tribal Consistency Fund	21.032	Direct	-n/a-	-	192,000
Total U.S. Department of the Treasury				-	3,612,934
U.S. Department of Health and Human Services					
Child Support Services:					
AFDC Maintenance (FY 2023-24)	93.563	MDHHS	CSFOC-24-83001-1	-	64,994
AFDC Maintenance (FY 2024-25)	93.563	MDHHS	CSFOC-24-83001-2	-	20,603
PA CRP Title IV-D (FY 2023-24)	93.563	MDHHS	CSFOC-24-83001-1	-	52,907
PA CRP Title IV-D (FY 2024-25)	93.563	MDHHS	CSFOC-24-83001-2	-	16,852
PFOC CRP Title IV-D (FY 2023-24)	93.563	MDHHS	CSFOC-24-83001-1	-	270,721
PFOC CRP Title IV-D (FY 2024-25)	93.563	MDHHS	CSFOC-24-83001-2	-	80,051
FOC CRP Title IV-D (Missaukee County) (FY 2023-24)	93.563	MDHHS	CSFOC-24-83001-1	96,664	96,664
FOC CRP Title IV-D (Missaukee County) (FY 2024-25)	93.563	MDHHS	CSFOC-24-83001-2	29,615	29,615
				<u>126,279</u>	<u>632,407</u>
Foster Care, Title IV E:					
Child and Parent Legal Representation	93.658	MDHHS	E20222631	-	15,123
Child and Parent Legal Representation	93.658	MDHHS	E20231192	-	8,215
				<u>-</u>	<u>23,338</u>
Total U.S Department of Health and Human Services				126,279	655,745
U.S. Department of Homeland Security					
Boating Safety Financial Assistance	97.012	MDNR	-n/a-	-	8,900
Total Expenditures of Federal Awards				<u>\$ 126,279</u>	<u>\$ 14,826,390</u>

See notes to schedule of expenditures of federal awards.

COUNTY OF WEXFORD, MICHIGAN

Notes to Schedule of Expenditures of Federal Awards

1. SUMMARY OF SIGNIFICANT ACCOUNTING POLICIES

The accompanying schedule of expenditures of federal awards (the "Schedule") includes the federal grant activity of the **County of Wexford, Michigan** (the "County") under programs of the federal government for the year ended December 31, 2024. The information in this Schedule is presented in accordance with the requirements of Title 2 U.S. Code of Federal Regulations Part 200, *Uniform Administrative Requirements, Cost Principles, and Audit Requirements for Federal Awards* (Uniform Guidance). Because the Schedule presents only a selected portion of the operations of the County, it is not intended to and does not present the financial position, changes in net position or cash flows of the County.

The County's reporting entity is defined in Note 1 of the County's financial statements. The County's financial statements include the operations of four component units that are not included in this report as discussed in Note 4 below.

Expenditures reported on the Schedule are reported on the accrual basis of accounting, which is described in Note 1 to the County's financial statements. Such expenditures are recognized following the cost principles contained in the Uniform Guidance or other applicable guidance, wherein certain types of expenditures are not allowable or are limited as to reimbursement. Pass-through entity identifying numbers are presented where available.

Federal expenditures from the Schedule reconcile to federal grant revenues, a component of intergovernmental grant revenue in the December 31, 2024 basic financial statements.

2. 10% DE MINIMIS COST RATE

For purposes of charging indirect costs to federal awards, the County has not elected to use the 10 percent de minimis cost rate as permitted by §200.414 of the Uniform Guidance.

3. PASS-THROUGH AGENCIES

The County receives certain federal grants as subawards from non-federal entities. Pass-through entities, where applicable, have been identified in the Schedule with an abbreviation, defined as follows:

Pass-through Agency Abbreviation	Pass-through Agency Name
MDNR	Michigan Department of Natural Resources
MDHHS	Michigan Department of Health and Human Services

COUNTY OF WEXFORD, MICHIGAN

Notes to Schedule of Expenditures of Federal Awards

4. COMPONENT UNITS NOT INCLUDED IN THIS REPORT

The basic financial statements of the County include four discretely presented component units that have engaged other auditors to perform the audits of their financial statements. The Cadillac-Wexford Transit Authority, Wexford County Airport Authority, Cadillac-Wexford Public Library and Wexford County Road Commission reported federal revenue of \$928,112, \$21,687, \$0 and \$1,835,035, respectively. These amounts are not included on the Schedule, as those organizations were separately audited.

5. COMMUNITY FACILITIES LOAN

The outstanding balance on the Community Facilities Loan was \$10,074,000 as of December 31, 2024.



**INDEPENDENT AUDITORS' REPORT ON INTERNAL CONTROL OVER FINANCIAL REPORTING
AND ON COMPLIANCE AND OTHER MATTERS BASED ON AN AUDIT OF FINANCIAL STATEMENTS
PERFORMED IN ACCORDANCE WITH *GOVERNMENT AUDITING STANDARDS***

June 25, 2025

Honorable Members of the
Board of Commissioners
County of Wexford, Michigan
Cadillac, Michigan

We have audited, in accordance with the auditing standards generally accepted in the United States of America and the standards applicable to financial audits contained in *Government Auditing Standards* issued by the Comptroller General of the United States, the financial statements of the governmental activities, the business-type activities, the aggregate discretely presented component units, each major fund, and the aggregate remaining fund information of the **County of Wexford, Michigan** (the "County"), as of and for the year ended December 31, 2024, and the related notes to the financial statements, which collectively comprise the County's basic financial statements, and have issued our report thereon dated June 25, 2025. Our report includes a reference to other auditors who audited the financial statements of the Cadillac-Wexford Transit Authority, Wexford County Airport Authority, Cadillac-Wexford Public Library and Wexford County Road Commission discretely presented component units, as described in our report on the County's financial statements. This report does not include the results of the other auditors' testing of internal control over financial reporting or compliance and other matters that are reported on separately by those auditors. The financial statements of the Wexford County Road Commission were not audited in accordance with *Government Auditing Standards*.

Report on Internal Control Over Financial Reporting

In planning and performing our audit of the financial statements, we considered the County's internal control over financial reporting (internal control) as a basis for designing audit procedures that are appropriate in the circumstances for the purpose of expressing our opinions on the financial statements, but not for the purpose of expressing an opinion on the effectiveness of the County's internal control. Accordingly, we do not express an opinion on the effectiveness of the County's internal control.



A *deficiency in internal control* exists when the design or operation of a control does not allow management or employees, in the normal course of performing their assigned functions, to prevent, or detect and correct, misstatements on a timely basis. A *material weakness* is a deficiency, or a combination of deficiencies, in internal control such that there is a reasonable possibility that a material misstatement of the entity's financial statements will not be prevented, or detected and corrected, on a timely basis. A *significant deficiency* is a deficiency, or a combination of deficiencies, in internal control that is less severe than a material weakness, yet important enough to merit attention by those charged with governance.

Our consideration of internal control was for the limited purpose described in the first paragraph of this section and was not designed to identify all deficiencies in internal control that might be material weaknesses or significant deficiencies. Given these limitations, during our audit we did not identify any deficiencies in internal control that we consider to be material weaknesses. However, material weaknesses or significant deficiencies may exist that were not identified.

Report on Compliance and Other Matters

As part of obtaining reasonable assurance about whether the County's financial statements are free from material misstatement, we performed tests of its compliance with certain provisions of laws, regulations, contracts, and grant agreements, noncompliance with which could have a direct and material effect on the financial statements. However, providing an opinion on compliance with those provisions was not an objective of our audit, and accordingly, we do not express such an opinion. The results of our tests disclosed no instances of noncompliance or other matters that are required to be reported under *Government Auditing Standards*.

Purpose of this Report

The purpose of this report is solely to describe the scope of our testing of internal control and compliance and the results of that testing, and not to provide an opinion on the effectiveness of the County's internal control or on compliance. This report is an integral part of an audit performed in accordance with *Government Auditing Standards* in considering the entity's internal control and compliance. Accordingly, this communication is not suitable for any other purpose.

A handwritten signature in black ink that reads "Lehmann Lobson LLC". The signature is written in a cursive, flowing style.

INDEPENDENT AUDITORS' REPORT ON COMPLIANCE FOR THE MAJOR FEDERAL PROGRAM AND ON INTERNAL CONTROL OVER COMPLIANCE REQUIRED BY THE UNIFORM GUIDANCE

June 25, 2025

Honorable Members of the
Board of Commissioners
County of Wexford, Michigan
Cadillac, Michigan

Report on Compliance for the Major Federal Program

Opinion on the Major Federal Program

We have audited the compliance of the **County of Wexford, Michigan** (the "County"), with the types of compliance requirements identified as subject to audit in the OMB *Compliance Supplement* that could have a direct and material effect on the County's major federal program for the year ended December 31, 2024. The County's major federal program is identified in the summary of auditors' results section of the accompanying schedule of findings and questioned costs.

In our opinion, the County complied, in all material respects, with the types of compliance requirements referred to above that could have a direct and material effect on its major federal program for the year ended December 31, 2024.

Basis for Opinion on the Major Federal Program

We conducted our audit of compliance in accordance with auditing standards generally accepted in the United States of America (GAAS); the standards applicable to financial audits contained in *Government Auditing Standards* issued by the Comptroller General of the United States; and the audit requirements of Title 2 U.S. Code of Federal Regulations Part 200, *Uniform Administrative Requirements, Cost Principles, and Audit Requirements for Federal Awards* (Uniform Guidance). Our responsibilities under those standards and the Uniform Guidance are further described in the Independent Auditors' Responsibilities for the Audit of Compliance section of our report.

We are required to be independent of the County and to meet our other ethical responsibilities, in accordance with relevant ethical requirements relating to our audit. We believe that the audit evidence we have obtained is sufficient and appropriate to provide a basis for our opinion on compliance for the major federal program. Our audit does not provide a legal determination of the County's compliance with the compliance requirements referred to above.



Other Matter – Federal Expenditures Not Included in the Compliance Audit

The County's basic financial statements include the operations of the Cadillac-Wexford Transit Authority, Wexford County Airport Authority, Cadillac-Wexford Public Library and Wexford County Road Commission, which received \$928,112, \$21,687, \$0, and \$1,835,035, in federal awards, respectively, which are not included in the schedule of expenditures of federal awards for the year ended December 31, 2024. Our compliance audit, described in the "Opinion on the Major Federal Program," does not include the operations of the Cadillac-Wexford Transit Authority, Wexford County Airport Authority, Cadillac-Wexford Public Library and Wexford County Road Commission because these entities arranged for separate audits.

Responsibilities of Management for Compliance

Management is responsible for compliance with the requirements referred to above and for the design, implementation, and maintenance of effective internal control over compliance with the requirements of laws, statutes, regulations, rules and provisions of contracts or grant agreements applicable to the County's federal programs.

Independent Auditors' Responsibilities for the Audit of Compliance

Our objectives are to obtain reasonable assurance about whether material noncompliance with the compliance requirements referred to above occurred, whether due to fraud or error, and express an opinion on the County's compliance based on our audit. Reasonable assurance is a high level of assurance but is not absolute assurance and therefore is not a guarantee that an audit conducted in accordance with GAAS, *Government Auditing Standards*, and the Uniform Guidance will always detect material noncompliance when it exists. The risk of not detecting material noncompliance resulting from fraud is higher than for that resulting from error, as fraud may involve collusion, forgery, intentional omissions, misrepresentations, or the override of internal control. Noncompliance with the compliance requirements referred to above is considered material, if there is a substantial likelihood that, individually or in the aggregate, it would influence the judgment made by a reasonable user of the report on compliance about the County's compliance with the requirements of the major federal program as a whole.

In performing an audit in accordance with GAAS, *Government Auditing Standards*, and the Uniform Guidance, we:

- exercise professional judgment and maintain professional skepticism throughout the audit.
- identify and assess the risks of material noncompliance, whether due to fraud or error, and design and perform audit procedures responsive to those risks. Such procedures include examining, on a test basis, evidence regarding the County's compliance with the compliance requirements referred to above and performing such other procedures as we considered necessary in the circumstances.
- obtain an understanding of the County's internal control over compliance relevant to the audit in order to design audit procedures that are appropriate in the circumstances and to test and report on internal control over compliance in accordance with the Uniform Guidance, but not for the purpose of expressing an opinion on the effectiveness of the County's internal control over compliance. Accordingly, no such opinion is expressed.

We are required to communicate with those charged with governance regarding, among other matters, the planned scope and timing of the audit and any significant deficiencies and material weaknesses in internal control over compliance that we identified during the audit.

Report on Internal Control Over Compliance

A deficiency in internal control over compliance exists when the design or operation of a control over compliance does not allow management or employees, in the normal course of performing their assigned functions, to prevent, or detect and correct, noncompliance with a type of compliance requirement of a federal program on a timely basis. A *material weakness in internal control over compliance* is a deficiency, or combination of deficiencies, in internal control over compliance, such that there is a reasonable possibility that material noncompliance with a type of compliance requirement of a federal program will not be prevented, or detected and corrected, on a timely basis. A *significant deficiency in internal control over compliance* is a deficiency, or a combination of deficiencies, in internal control over compliance with a type of compliance requirement of a federal program that is less severe than a material weakness in internal control over compliance, yet important enough to merit attention by those charged with governance.

Our consideration of internal control over compliance was for the limited purpose described in the Independent Auditors' Responsibilities for the Audit of Compliance section above and was not designed to identify all deficiencies in internal control over compliance that might be material weaknesses or significant deficiencies in internal control over compliance. Given these limitations, during our audit we did not identify any deficiencies in internal control over compliance that we consider to be material weaknesses, as defined above. However, material weaknesses or significant deficiencies in internal control over compliance may exist that were not identified.

Our audit was not designed for the purpose of expressing an opinion on the effectiveness of internal control over compliance. Accordingly, no such opinion is expressed.

Purpose of this Report

The purpose of this report on internal control over compliance is solely to describe the scope of our testing of internal control over compliance and the results of that testing based on the requirements of the Uniform Guidance. Accordingly, this report is not suitable for any other purpose.

A handwritten signature in black ink that reads "Lehmann Johnson LLC". The signature is written in a cursive, flowing style.

COUNTY OF WEXFORD, MICHIGAN

Schedule of Findings and Questioned Costs

For the Year Ended December 31, 2024

SECTION I - SUMMARY OF AUDITORS' RESULTS

Financial Statements

Type of auditors' report issued on whether the financial statements were prepared in accordance with GAAP:

Unmodified

Internal control over financial reporting:

Material weakness(es) identified? yes X no

Significant deficiency(ies) identified? yes X none reported

Noncompliance material to financial statements noted? yes X no

Federal Awards

Internal control over major programs:

Material weakness(es) identified? yes X no

Significant deficiency(ies) identified? yes X none reported

Any audit findings disclosed that are required to be reported in accordance with 2 CFR 200.516(a)? yes X no

Identification of major programs and report issued on compliance for each major program:

<u>Assistance Listing Number</u>	<u>Name of Federal Program or Cluster</u>	<u>Type of Report</u>
21.027	Coronavirus State and Local Fiscal Recovery Funds	Unmodified

Dollar threshold used to distinguish between Type A and Type B programs: \$ 750,000

Auditee qualified as low-risk auditee? X yes no

COUNTY OF WEXFORD, MICHIGAN

Schedule of Findings and Questioned Costs

For the Year Ended December 31, 2024

SECTION II – FINANCIAL STATEMENT FINDINGS

None reported.

COUNTY OF WEXFORD, MICHIGAN

Schedule of Findings and Questioned Costs

For the Year Ended December 31, 2024

SECTION III – FEDERAL AWARD FINDINGS AND QUESTIONED COSTS

None reported.

COUNTY OF WEXFORD, MICHIGAN

Summary Schedule of Prior Audit Findings

For the Year Ended December 31, 2024

2023-001 – Suspension and Debarment - ALN 21.027 - Coronavirus State and Local Fiscal Recovery Funds

The County did not verify that any of their vendors over \$25,000 were not suspended or debarred from doing business with the County. This matter was resolved in 2024.



This page intentionally left blank.